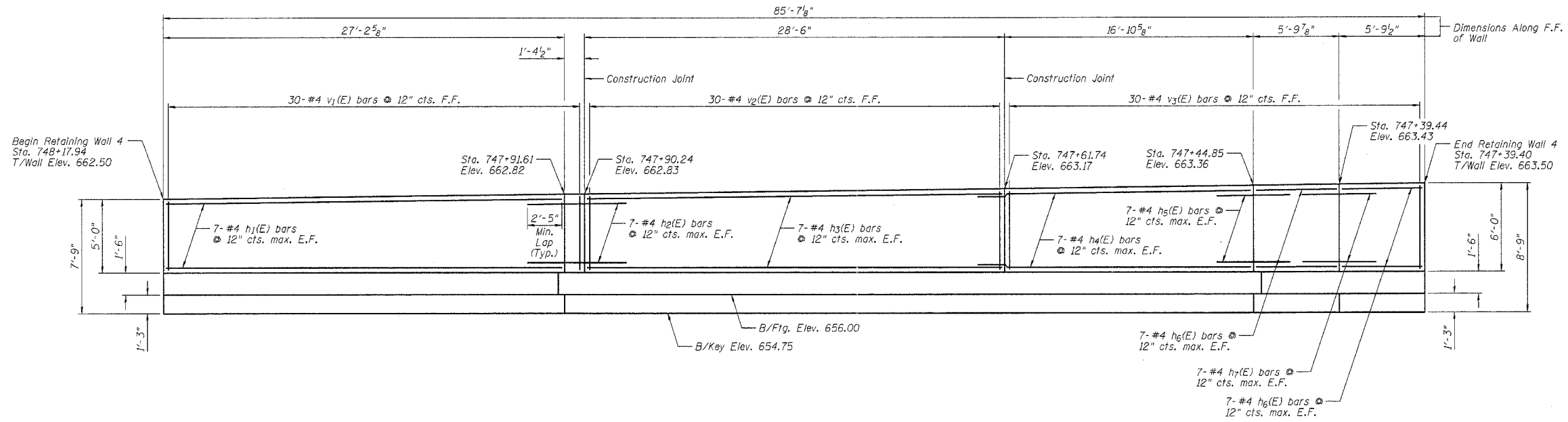


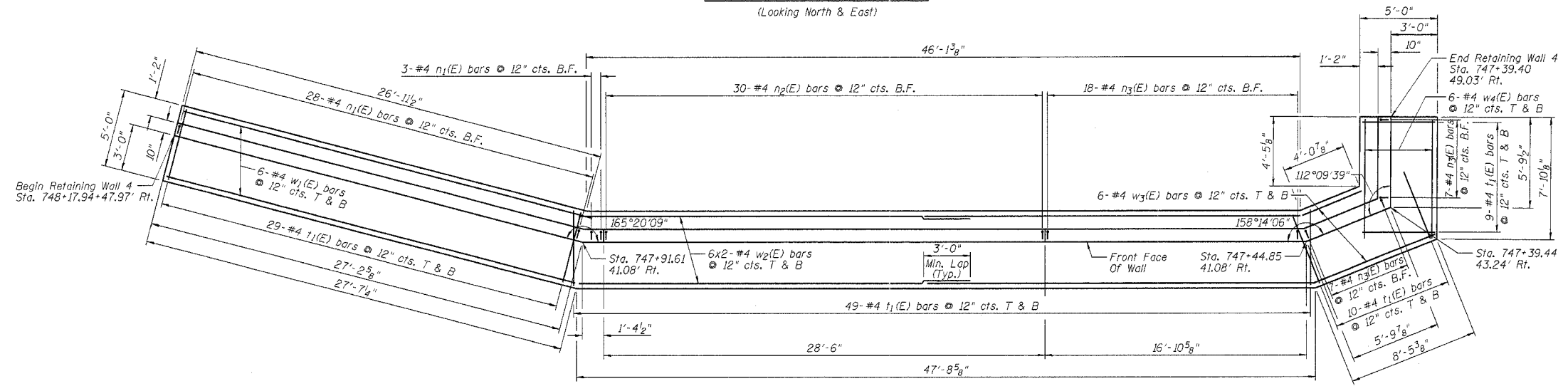
STATE OF ILLINOIS  
DEPARTMENT OF TRANSPORTATION

ROUTE NO.	SECTION	COUNTY	TOTAL SHEETS	SHEET NO.
S. & L. F. & P. 300	#	COOK	193	169
FED. ROAD DIST.	ALIGNMENT	FED. AID PROJECT		
1313.1 B		Contract No. 62878		

SHEET NO. 2  
3 SHEETS



DEVELOPED ELEVATION  
(Looking North & East)



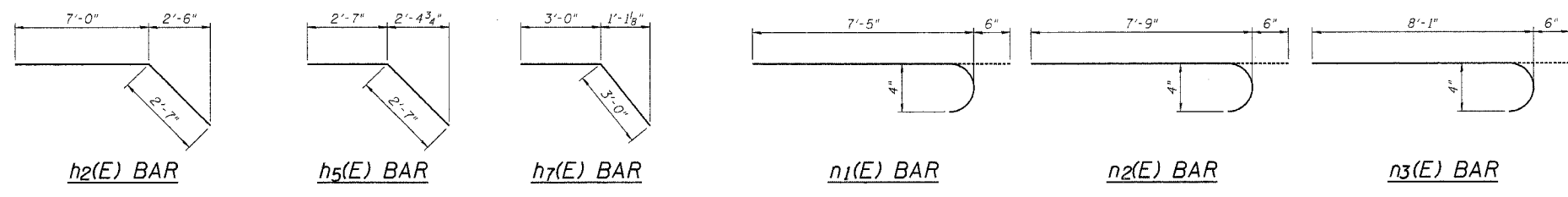
PLAN

BILL OF MATERIAL

Bar	No.	Size	Length	Shape
h1(E)	14	#4	26'-11"	—
h2(E)	14	#4	9'-7"	—
h3(E)	14	#4	28'-2"	—
h4(E)	14	#4	19'-3"	—
h5(E)	14	#4	5'-2"	—
h6(E)	28	#4	5'-1"	—
h7(E)	14	#4	6'-0"	—
n1(E)	31	#4	7'-11"	U
n2(E)	30	#4	8'-3"	U
n3(E)	32	#4	8'-7"	U
t1(E)	194	#4	4'-6"	—
v1(E)	30	#4	4'-9"	—
v2(E)	30	#4	5'-1"	—
v3(E)	30	#4	5'-5"	—
w1(E)	12	#4	27'-3"	—
w2(E)	24	#4	25'-5"	—
w3(E)	12	#4	8'-1"	—
w4(E)	12	#4	7'-6"	—
ITEM	UNIT	QUANTITY		
Reinforcement Bars, Epoxy Coated	Pound	3,140		

NOTES:  
Reinforcement bars designated (E) shall be epoxy coated.  
Bars indicated thus: 6x2-#4 etc., indicates 6 lines of bars with 2 lengths per line.

LEGEND  
B.F. = Back Face  
F.F. = Front Face  
E.F. = Each Face  
T&B = Top and Bottom



BRANCO & ZROKA ENGINEERING, P.C.

DESIGNED	LAS
CHECKED	DAZ
DRAWN	SAW
CHECKED	LAS

November 2004

WALL PLAN & ELEVATION  
RETAINING WALL NO. 4  
FAP 305/PALATINE ROAD  
SECTION 1313.1 B  
COOK COUNTY  
STA. 748+23.64 TO STA. 747+21.92  
STRUCTURE NO. 016-W789