F.A.U. RTE.	SECTION	COUNTY	TOTAL SHEETS	SHEET NO.
6108	***	LA SALLE	679	263
STA. 202+00		TO STA. 207+00		
FED. ROAD DIST. NO.	ILLINOIS	FED. AID PROJECT		

*** (70X, 71X)RS-1, (71X-VBR)DM

CONTRACT NO. 66225

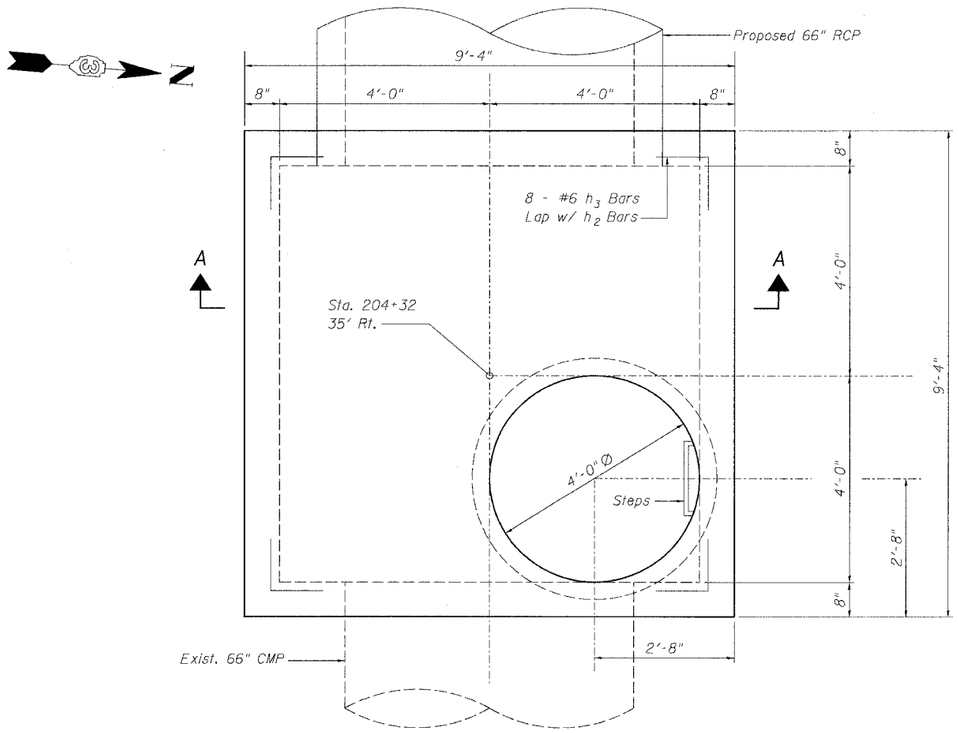

PLAN VIEW

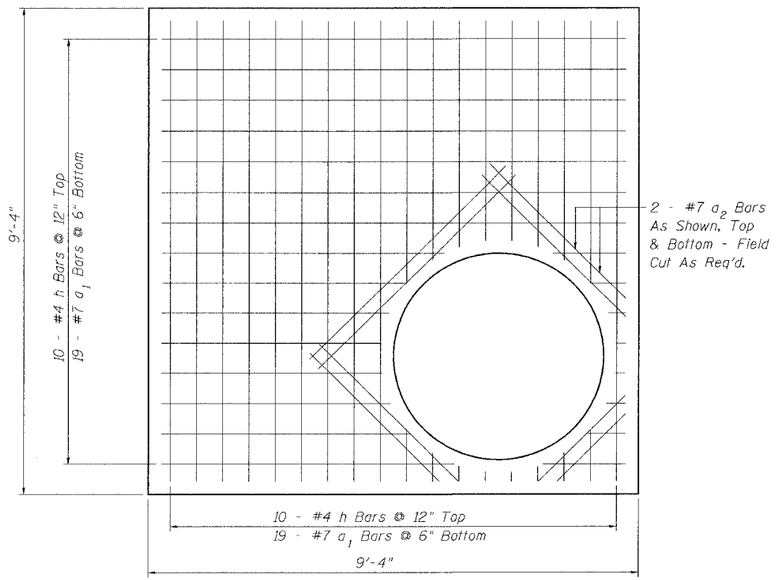

TOP SLAB REINFORCING

BILL OF MATERIAL

Bar	No.	Size	Length	Shape
a_1	76	#7	10'-8"	
a_2	16	#7	6'-0"	
h	20	#4	9'-1"	
h_1	20	#5	9'-1"	
h_2	32	#6	9'-1"	
h_3	32	#6	4'-0"	
h_4	16	#6	5'-0"	
v	76	#4	8'-5"	
Concrete Structures			Cu. Yd.	9.1
Reinforcement Bars			Pound	3340
Structure Excavation			Cu. Yd.	104.7
Porous Granular Backfill			Cu. Yd.	69.7
Sub-Base Granular Material, Type B 4"			Sq. Yd.	11.9

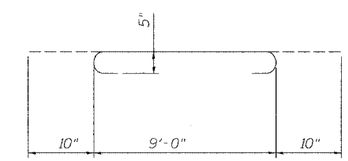

BAR a_1

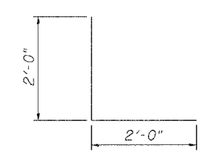

BAR h_3

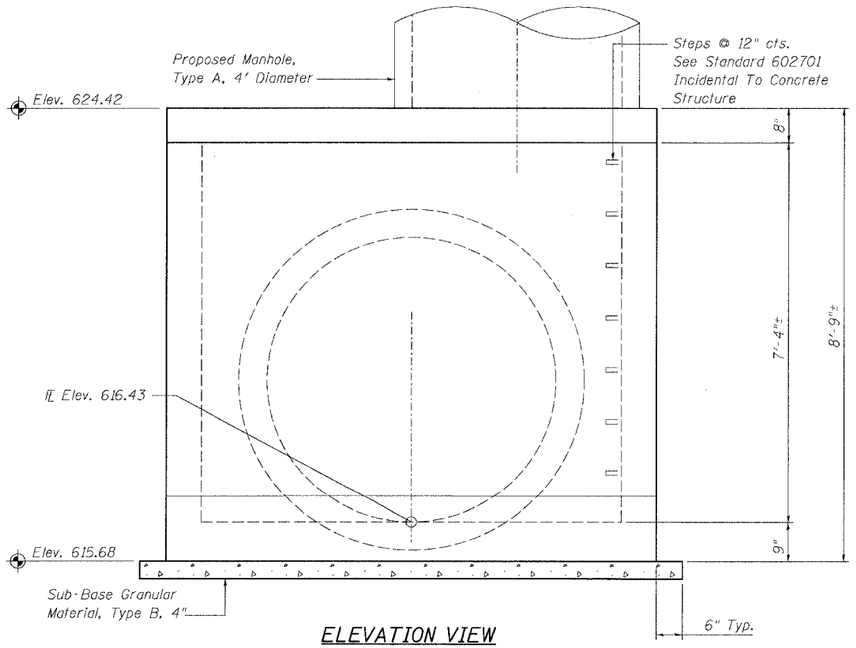

ELEVATION VIEW

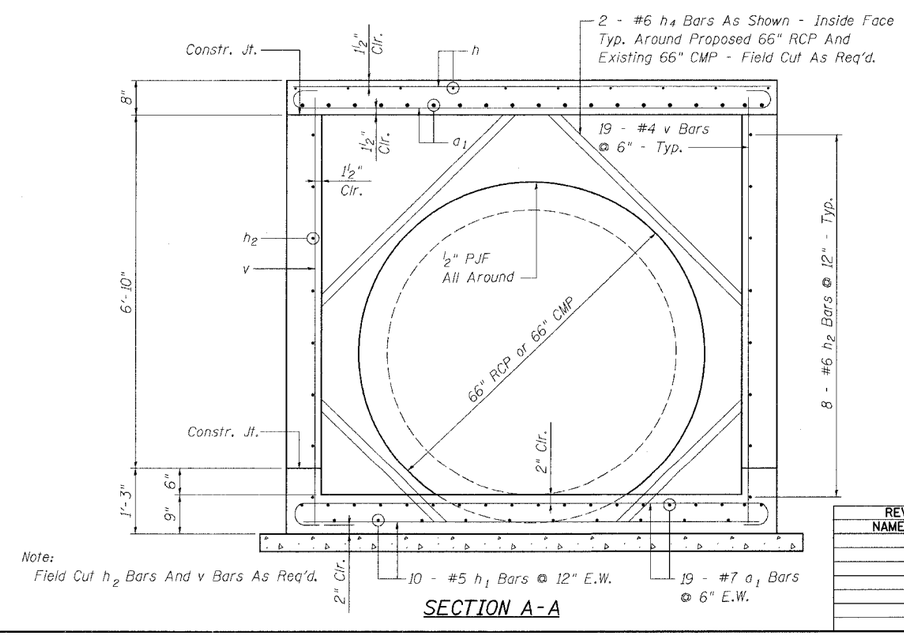

Note:
Field Cut h_2 Bars And v Bars As Req'd.

SECTION A-A

REVISIONS	
NAME	DATE

ILLINOIS DEPARTMENT OF TRANSPORTATION

DRAINAGE STRUCTURE - J1
STA. 204+32, 35' RT.

FAU 6108 (IL. RTE. 351)
SECTION (70X, 71X)RS-1, (71X-VBR)DM
LASALLE COUNTY

SCALE: VERT. HORIZ.
DATE: 12/01/03

DRAWN BY: HEBERLING
DESIGNED BY: WATKINS
CHECKED BY: BOTT

GREENE & BRADFORD, INC.
OF SPRINGFIELD

COMPUTER FILE NO. DSJ1.dgn
PROJECT: 01194_B_S
12/01/03 - DLH

¾"=1'

DRAINAGE & UTILITIES - FAU RTE. 6108 (IL RTE. 351) LASALLE CO.