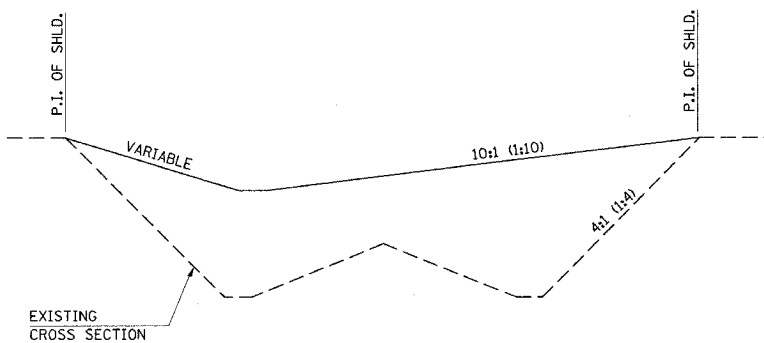
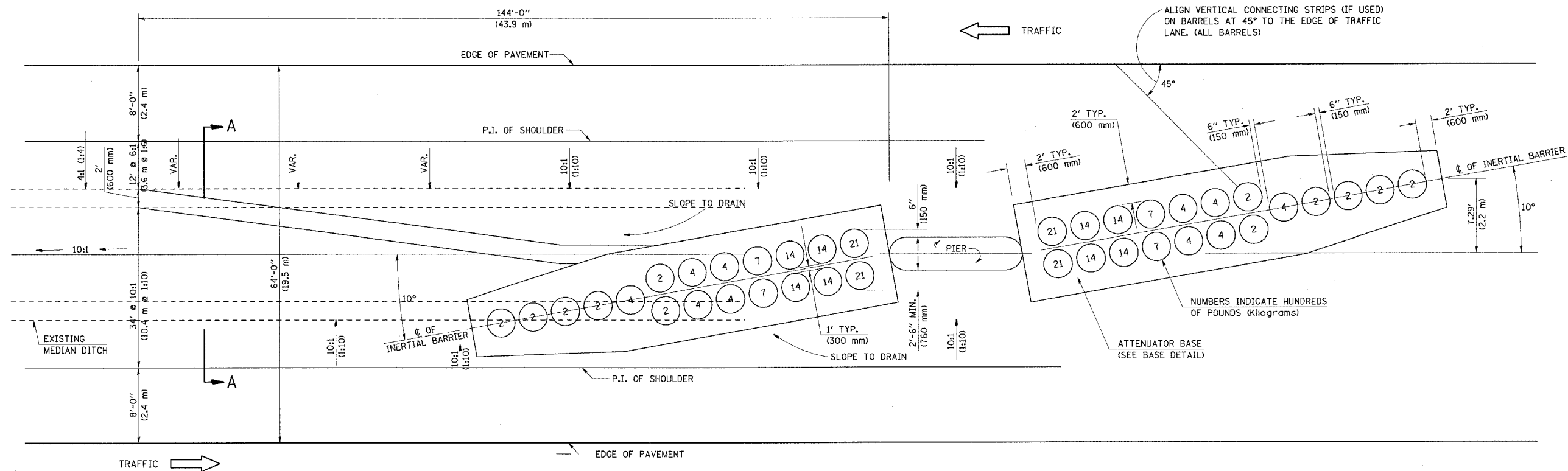


F.A.I. RTE.	SECTION	COUNTY	TOTAL SHEETS	SHEET NO.
57		**	76	59

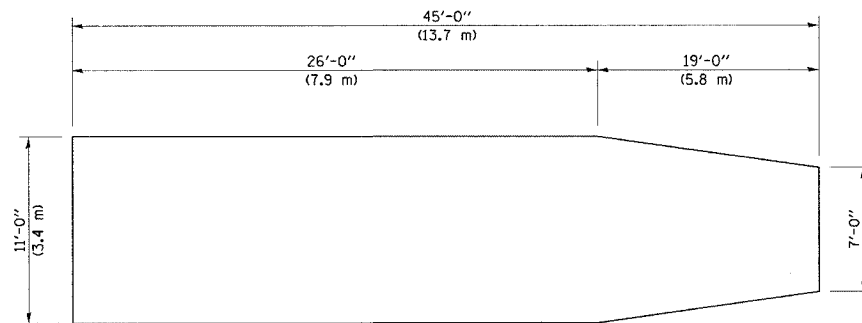
CONTRACT NO. 70028  
 (15-18-20)RS-2 & (15-22)RS-2  
 COLES & CUMBERLAND

### DETAIL OF SAND MODULE IMPACT ATTENUATORS

70 MPH (110 km/h) DESIGN - 64' (19.5 m) MEDIAN



SECTION A-A  
 GRADING AND SHAPING DETAIL



BASE DETAIL

#### GENERAL NOTES

- ALL 10:1 (1:10) SLOPES SHOWN ON THIS DETAIL SHALL BE CONSTRUCTED 10:1 (1:10) OR FLATTER.
- THE SLOPES AS SHOWN ON THIS DETAIL SHALL APPLY TO BOTH ENDS OF THE BRIDGE PIERS.
- THE LENGTH X WIDTH OF MODULE LAYOUT IS 41.0' x 7.0': 19 MODULES - 14,400 LBS. (12.5 m x 2.1 m : 19 MODULES - 6532 kg).
- IN AREAS OF 10:1 (1:10) SLOPES PRECEDING THE ATTENUATOR IN THE MEDIAN INSTALLATION, FOUR OR MORE WOOD POSTS SHALL BE PLACED AT 5' (1.5 m) INTERVALS IN THE MEDIAN C. SEE SPECIAL PROVISIONS AND SCHEDULES.

	NAME	DATE	REVISIONS	
DESIGNED	D.L.P.	3-91	NAME	DATE
CHECKED	F.M.S.	3-91	K.A.G.	04/03
CADD NO.	F-153A		K.A.G.	06/03

ALL DIMENSIONS ARE IN FEET (METERS) UNLESS OTHERWISE SHOWN.