

**LIST OF STATE STANDARDS**

STANDARD NO.	DESCRIPTION
000001	STANDARD SYMBOLS, ABBREVIATIONS AND PATTERNS
280001	TEMPORARY EROSION CONTROL SYSTEMS
406001	ENTRANCE RAMP TERMINAL (FLEXIBLE RAMP PAVEMENT ADJACENT TO FLEXIBLE MAINLINE PAVEMENT)
406101	EXIT RAMP TERMINAL (FLEXIBLE RAMP PAVEMENT ADJACENT TO FLEXIBLE MAINLINE PAVEMENT)
420001	PAVEMENT JOINTS
420401	BRIDGE APPROACH PAVEMENT
482001	BITUMINOUS SHOULDER ADJACENT TO FLEXIBLE PAVEMENT
482006	BITUMINOUS SHOULDER ADJACENT TO RIGID PAVEMENT
483001	PCC SHOULDER
515001	NAME PLATE FOR BRIDGES
542101	REINFORCED CONC END SECTION - PIPE CULVERT 375 (15)/900 (36) - RIGHT ANGLES WITH ROADWAY
542116	REINFORCED CONC END SECTION - MULTIPLE PIPE CULVERTS 375 (15)/900 (36) - RIGHT ANGLES WITH ROADWAY
542301	PRECAST REINFORCED CONCRETE FLARED END SECTION
542306	PRECAST REINFORCED CONCRETE ELLIPTICAL FLARED END SECTION
542311	GRATING FOR CONCRETE SECTION FOR 24" THRU 54" PIPE
542401	METAL END SECTION FOR PIPE CULVERTS
542511	INLET BOX TYPE 600 (24) C
542546	FLUSH INLET BOX FOR MEDIAN
542601	REINFORCED CONCRETE PIPE ELBOW
601001	SUB-SURFACE DRAINS
601101	CONCRETE HEADWALL FOR PIPE DRAIN
602001	CATCH BASIN, TYPE A
602106	DRAINAGE STRUCTURES, TYPE 4, 5 & 6
602401	MANHOLE, TYPE A
602406	MANHOLE TYPE A, 72" DIAMETER
602601	PRECAST REINFORCED CONCRETE FLAT SLAB TOP
602701	CAST IRON STEPS
604001	FRAMES AND LIDS, TYPE I
604006	FRAME AND GRATE, TYPE 3
604036	GRATE, TYPE 8
604071	FRAME AND GRATE, TYPE 20
606001	CONCRETE CURB TYPE B AND COMBINATION CONCRETE CURB AND GUTTER
606006	OUTLET FOR CONCRETE CURB AND GUTTER, TYPE B-6.24
630001	STEEL PLATE BEAM GUARDRAIL
630201	PCC/BIT STABILIZATION AT STEEL PLATE BEAM GUARDRAIL
630301	SHOULDER WIDENING FOR TYPE 1 (SPECIAL) GUARDRAIL TERMINALS
631011	TRAFFIC BARRIER TERMINAL, TYPE 2
631026	TRAFFIC BARRIER TERMINAL, TYPE 5 AND 5A
631031	TRAFFIC BARRIER TERMINAL, TYPE 6
635001	DELINEATORS
635006	REFLECTOR AND TERMINAL MARKER PLACEMENT
635011	REFLECTOR MARKER AND MOUNTING DETAILS
637001	CONCRETE BARRIER, DOUBLE FACE. (32 IN.) HEIGHT
637006	CONCRETE BARRIER, DOUBLE FACE. (42 IN.) HEIGHT
642001	SHOULDER RUMBLE STRIP
644001	CHAIN LINK FENCE
701101	OFF-ROAD OPERATIONS, MULTILANE LESS THAN 15' AWAY FOR SPEEDS > 45 MPH
701206	LANE CLOSURE 2L, 2W, NIGHT ONLY ON-ROAD TO 600mm (24") OFF-ROAD FOR SPEED > 45 MPH
701321	LANE CLOSURE 1L, 2W BRIDGE REPAIR WITH BARRIER
701400	APPROACH TO LANE CLOSURE, FREEWAY/EXPRESSWAY
701401	LANE CLOSURE, FREEWAY/EXPRESSWAY
701402	LANE CLOSURE, FREEWAY/EXPRESSWAY, WITH BARRIER
701406	LANE CLOSURE, FREEWAY/EXPRESSWAY, DAY OPERATIONS ONLY
701411	LANE CLOSURE, MULTI LANE, AT ENTRANCE OR EXIT RAMP FOR SPEEDS > 45 MPH
702001	TRAFFIC CONTROL DEVICES
704001	TEMPORARY CONCRETE BARRIER
720001	SIGN PANEL MOUNTING DETAILS
720006	SIGN PANEL ERECTION DETAILS
720011	METAL POSTS FOR SIGNS, MARKERS, AND DELINEATORS
720021	SIGN PANES, EXTRUDED ALUMINUM TYPE
729001	APPLICATIONS OF TYPES OF A & B METAL POSTS (FOR SIGNS & MARKERS)
780001	TYPICAL PAVEMENT MARKINGS
781001	TYPICAL APPLICATIONS, RAISED REFLECTIVE PAVEMENT MARKERS
TS2147	STANDARD EXTRUDED ALUMINUM SIGN PANELS
TS2341	GORE SIGNS, MAJOR GUIDE SIGN LAYOUT ARROWS

**INDEX OF SHEETS**

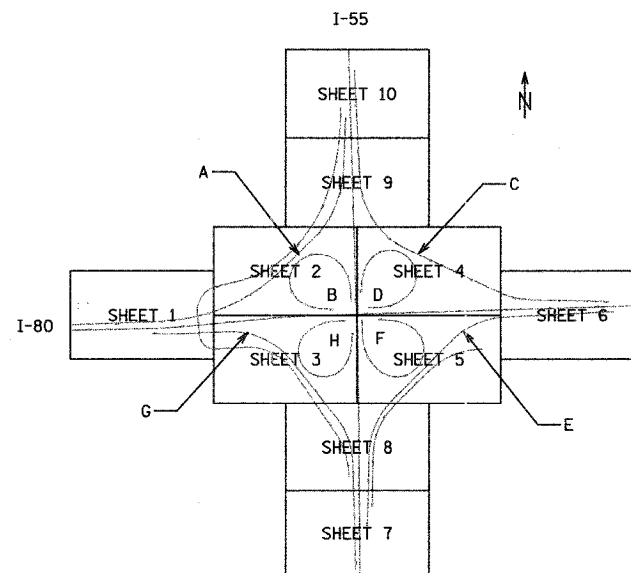
**VOLUME 1**

SHEET NO.	DESCRIPTION
1	TITLE SHEET
2	INDEX OF SHEETS, STATE STANDARDS AND LEGEND
3	GENERAL NOTES
4 - 10	SUMMARY OF QUANTITIES
11 - 13	TYPICAL SECTIONS
14 - 29	SCHEDULE OF QUANTITIES
30 - 33	ALIGNMENT PLAN AND SUPERELEVATION TRANSITIONS
34	SUPERELEVATION TRANSITION PAVEMENT ELEVATIONS
35 - 36	ALIGNMENT SURVEY TIES AND BENCHMARKS
37 - 46	EXISTING CONDITIONS, UTILITIES AND REMOVAL ITEMS
47 - 56	PROPOSED PLANS
57 - 72	PROFILES
73 - 113	TRAFFIC CONTROL AND PROTECTION
114 - 141	EROSION CONTROL PLAN
142 - 151	PROPOSED DRAINAGE PLANS
152 - 153	PLAT OF SURVEY
154 - 165	RAMP ELEVATION DETAILS
166	DRAINAGE DETAILS
167 - 171	F.A.I. 55 MEDIAN DETAILS
172	WEST FRONTAGE ROAD DETAILS
173 - 182	PERMANENT PAVEMENT MARKING PLANS
183 - 192	LANDSCAPING PLANS
193 - 202	GRADING PLANS
203	LIGHTING GENERAL NOTES
204	EXISTING LIGHTING PLANS
205 - 216	TEMPORARY LIGHTING PLANS
217 - 231	PROPOSED LIGHTING PLANS
232	ONE LINE DIAGRAM
233 - 250	LIGHTING DETAILS
251 - 297	SIGNING PLANS

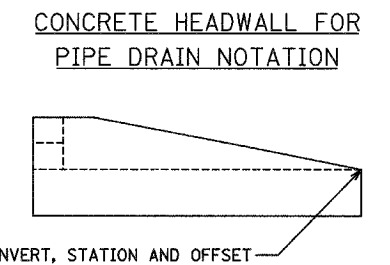
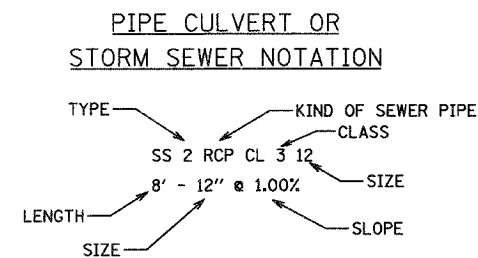
**VOLUME 2**

SHEET NO.	DESCRIPTION
300	STRUCTURAL GENERAL PLAN
301	STRUCTURAL GENERAL NOTES
302	STRUCTURAL CONSTRUCTION STAGING
303 - 316	STRUCTURAL PLANS
317	TEMPORARY CONCRETE BARRIER DETAIL
318 - 320	BRIDGE FOUNDATION BORING LOG
321 - 335	SOIL BORINGS
336	BD-01 DRIVEWAY DETAILS (>= 15 FT.)
337	BD-02 DRIVEWAY DETAILS (< 15 FT.)
338	BD-07 STORM SEWER CONNECTION TO EXISTING SEWER
339	BD-27 CONCRETE BARRIER TRANSITION AND BASE DETAILS
340	BD-29 CONC. BARRIER WALL & PIER SLOPE WALL PROTECTION DETAIL
341	BD-34 STEEL PLATE BEAM GUARDRAIL ADJ TO CURB AND GUTTER
342	BD-51 BENCHING CONSTRUCTION DETAIL
343 - 346	BE-205 LIGHTING CONTROLLER, RADIO CONTROL, DUPLEX TYPE WITH SCADA
347	BE-300 LIGHT PLE FOUNDATION, CONCRETE, <= 35 FT M.H. (11" B.C.)
348	BE-410 LIGHT POLE, ALUMINUM, DAVIT TYPE, 47.5 FT. M.H.
349	BE-701 LUMINAIRE SAFETY CABLE ASSEMBLY
350	BE-702 MISC. DETAILS - CABLE SPLICE, POLE WIRING, TRENCH DETAIL
351	BE-800 TEMPORARY LIGHTING
352	BE-801 TEMPORARY AERIAL CABLE INSTALLATION
353	CS-09 DRAINAGE STRUCTURES TYPE 8X3 AND 8X5 FOR H <= 8'
354	TC-08 ENTRANCE AND EXIT RAMP CLOSURE DETAILS
355	TC-09 FREEWAY SINGLE AND MULTI LANE WEAVE
356	TC-10 TRAFFIC CONTROL FOR SIDE ROADS, INTERSECTIONS AND DRIVEWAYS
357	TC-11 RAISED REFLECTIVE PAVEMENT MARKERS (SNOW PLOW RESISTANT)
358 - 359	TC-12 MULTI-LANE FREEWAY PAVEMENT MARKING
360	TC-13 DISTRICT ONE TYPICAL PAVEMENT MARKINGS
361	TC-17 TRAFFIC CONTROL FOR SHOULDER AND PARTIAL RAMP CLOSURES
362	TC-22 TEMPORARY INFORMATION SIGNING
363 - 366	CROSS SECTION REFERENCE PLAN
367 - 497	CROSS SECTIONS

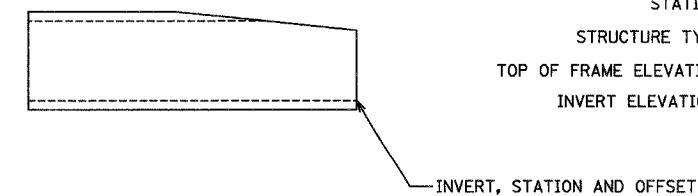
F.A.I. ROUTE	SECTION	COUNTY	TOTAL SHEETS	SHEET NO.
80-55/99-1K, BY&AC-B)	WILL		497	2
STA.	TO STA.			
FED. ROAD DIST. NO. 1	ILLINOIS	FED. AID PROJECT		CONTRACT NO. 80906



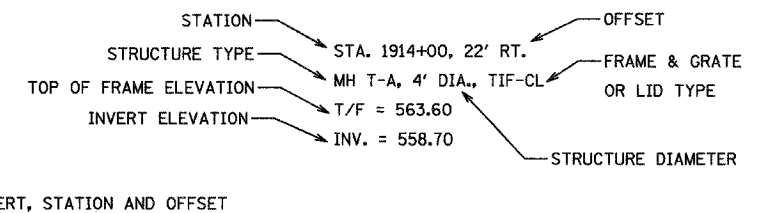
SHEET SEQUENCE FOR EXISTING, PROPOSED AND LANDSCAPING PLANS



**END SECTION NOTATION**



**STRUCTURE NOTATION**



REVISIONS	
NAME	DATE

STATE OF ILLINOIS  
DEPARTMENT OF TRANSPORTATION  
F.A.I. 80 & F.A.I. 55 INTERCHANGE  
  
VOLUME 1 OF 2  
INDEX OF SHEETS,  
STATE STANDARDS AND LEGEND

SCALE: N.T.S. DRAWN BY: IMG  
DATE: JANUARY, 2005 CHECKED BY: MJL