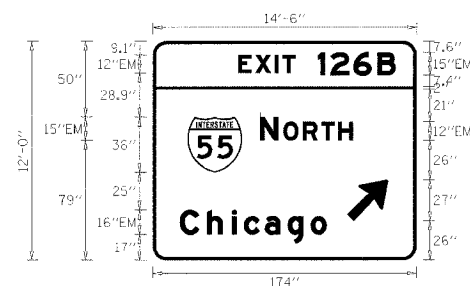


SIGN DETAIL
1:75



SIGN NUMBER	1C0991080R126.3
WIDTH x HGHT.	14'-6" x 12'-0"
BORDER WIDTH	2"
CORNER RADIUS	9"
MOUNTING	Overhead
BACKGROUND	TYPE: Reflective COLOR: Green
LEGEND/BORDER	TYPE: Reflective COLOR: Pure White

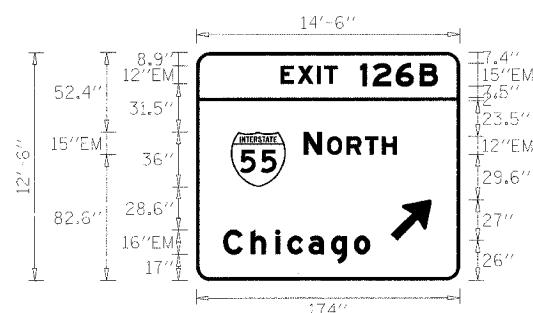
SYMBOL	X	Y	WID	HT
M1_1	22.9	58	36	36
ARMED	128.4	26	22	34.6

Dimensions are in inches,tenths

Letter locations are panel edge to lower left corner

LETTER POSITIONS (X)								LENGTH	SERIES/SIZE
E	X	I	T	1	2	6	B		EM12,EM15
56.5	67.8	80.6	85.5	109.3	117.5	132.6	148.5	104	
N	O	R	T	H				61.4	EM15,EM12
70.7	86.2	99.2	111.2	122.5					
C	h	i	c	a	g	o		97	EM16/12
17.8	35.9	52.1	60.1	74	89.1	104.3			

SIGN DETAIL
1:75



SIGN NUMBER	1S0991080L126.7 RT
WIDTH x HGHT.	14'-6" x 12'-6"
BORDER WIDTH	2"
CORNER RADIUS	9"
MOUNTING	Overhead
BACKGROUND	TYPE: Reflective COLOR: Green
LEGEND/BORDER	TYPE: Reflective COLOR: Pure White

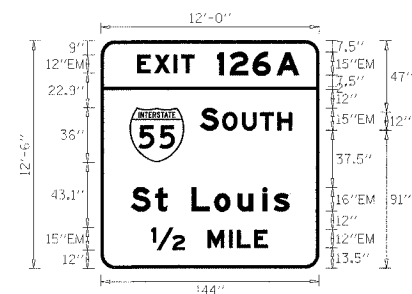
SYMBOL	X	Y	WID	HT
M1_1	22.9	61.6	36	36
ARMED	128.4	26	22	34.6

Dimensions are in inches,tenths

Letter locations are panel edge to lower left corner

LETTER POSITIONS (X)								LENGTH	SERIES/SIZE
E	X	I	T	1	2	6	B		EM12,EM15
55.5	66.8	79.6	84.5	108.3	116.5	131.6	147.5	104	
N	O	R	T	H				61.3	EM15,EM12
70.9	86.4	99.4	111.4	122.7					
C	h	i	c	a	g	o		97	EM16/12
17.9	35.9	52.1	60.2	74	89.1	104.3			

SIGN DETAIL
1:75

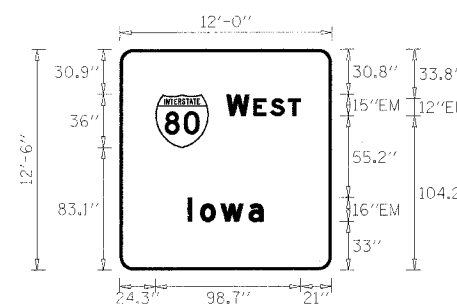


Dimensions are in inches,tenths

Letter locations are panel edge to lower left corner

LETTER POSITIONS (X)								LENGTH	SERIES/SIZE
E	X	I	T	1	2	6	A		EM12,EM15
24	35.3	48.1	53	76.8	85	100.2	116	107	
S	O	U	T	H				60.7	EM15,EM12
65.4	80.2	93.2	105.2	116.5					
S	t		L	o	u	i	s	104.8	EM16/12
19.7	35.8	43.9	59.9	75	90.3	106.7	114.2		

SIGN DETAIL
1:75



Dimensions are in inches,tenths

Letter locations are panel edge to lower left corner

LETTER POSITIONS (X)				LENGTH	SERIES/SIZE
W	E	S	T		EM15,EM12
72.3	90.9	102.2	114.2	50.7	
I	o	w	a		EM16/12
46	54.7	68.4	87.5	51.7	

F.A.I. RTE.	SECTION	COUNTY	TOTAL SHEETS	SHEET NO.
55,80	99-1(K, BYBAC-8)	WILL	497	262
STA.	TO STA.			
FED. ROAD DIST. NO. 1	ILLINOIS	FED. AID PROJECT		

SIGN NUMBER	1S0991080L126.7 CN
WIDTH x HGHT.	12'-0" x 12'-6"
BORDER WIDTH	2"
CORNER RADIUS	9"
MOUNTING	Overhead
BACKGROUND	TYPE: Reflective COLOR: Green
LEGEND/BORDER	TYPE: Reflective COLOR: Pure White

SYMBOL	X	Y	WID	HT
M1_1	18.9	70.1	36	36

SIGN NUMBER	1S0991080L126.7 LT
WIDTH x HGHT.	12'-0" x 12'-6"
BORDER WIDTH	2"
CORNER RADIUS	9"
MOUNTING	Overhead
BACKGROUND	TYPE: Reflective COLOR: Green
LEGEND/BORDER	TYPE: Reflective COLOR: Pure White

SYMBOL	X	Y	WID	HT
M1_1	24.3	83.1	36	36

REVISIONS	
NAME	DATE

STATE OF ILLINOIS
DEPARTMENT OF TRANSPORTATION
F.A.I. 80 & F.A.I. 55 INTERCHANGE
SIGN PANEL DETAIL

SGN-10
K&E KAM ENGINEERING, INC.
CONSULTING ENGINEERS
7574 Davis Road, Suite 205
Eggn, Illinois 60423-1569

SCALE: NONE
DATE: JANUARY, 2004
DRAWN BY: RV
DESIGNED BY: AS
CHECKED BY: MSA

nt:\proj\2890\2890-02\design\signing\sign-10.dgn 01/03/2005