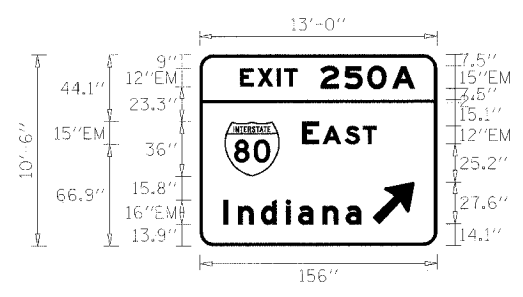


#80906

F.A.I. RTE.	SECTION	COUNTY	TOTAL SHEETS	SHEET NO.
55,80	99-1(K,BYBAC-8)	WILL	497	267
STA.		TO STA.		
FED. ROAD DIST. NO. 1		ILLINOIS FED. AID PROJECT		

SIGN DETAIL
1:75



SIGN NUMBER	1B0991055L250.3
WIDTH x HGHT.	13'-0" x 10'-6"
BORDER WIDTH	2"
CORNER RADIUS	9"
MOUNTING	Overhead
BACKGROUND	TYPE: Reflective COLOR: Green
LEGEND/BORDER	TYPE: Reflective COLOR: Pure White

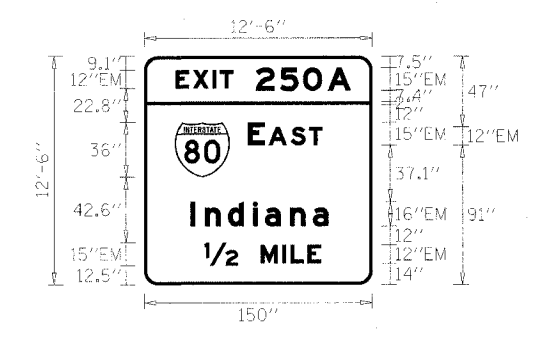
SYMBOL	X	Y	WID	HT
M1_1	16.4	45.7	36	36
ARMED	113.7	14.1	22.5	35.5

Dimensions are in inches.tenths

Letter locations are panel edge to lower left corner

LETTER POSITIONS (X)										LENGTH	SERIESIZE
E	X	I	T	2	5	0	A			115	EM12,EM15
26.6	37.8	50.7	55.5	79.3	95.1	110.3	126.5				
E	A	S	T							48.9	EM15,EM12
67.3	80.9	95.4	107.5								
I	n	d	i	a	n	a				90.7	EM16/12
15.5	25.1	40.3	56.6	64.6	80.9	96					

SIGN DETAIL
1:75



SIGN NUMBER	1S0991055L250.5 CN
WIDTH x HGHT.	12'-6" x 12'-6"
BORDER WIDTH	2"
CORNER RADIUS	9"
MOUNTING	Overhead
BACKGROUND	TYPE: Reflective COLOR: Green
LEGEND/BORDER	TYPE: Reflective COLOR: Pure White

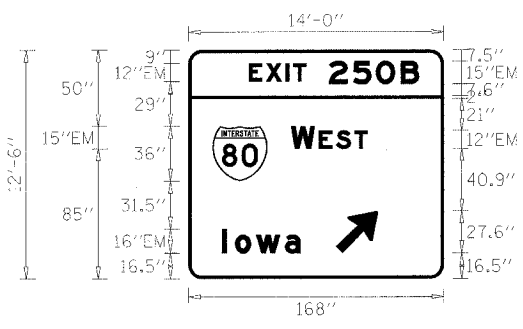
SYMBOL	X	Y	WID	HT
M1_1	20.3	70.1	36	36

Dimensions are in inches.tenths

Letter locations are panel edge to lower left corner

LETTER POSITIONS (X)										LENGTH	SERIESIZE
E	X	I	T	2	5	0	A			115	EM12,EM15
20.9	32.2	45	49.8	73.6	89.4	104.6	120.8				
E	A	S	T							49	EM15,EM12
68.3	81.9	96.3	108.4								
I	n	d	i	a	n	a				90.8	EM16/12
30.4	40.1	55.3	71.5	79.6	95.8	111					

SIGN DETAIL
1:75



SIGN NUMBER	1S0991055L250.5 RT
WIDTH x HGHT.	14'-0" x 12'-6"
BORDER WIDTH	2"
CORNER RADIUS	9"
MOUNTING	Overhead
BACKGROUND	TYPE: Reflective COLOR: Green
LEGEND/BORDER	TYPE: Reflective COLOR: Pure White

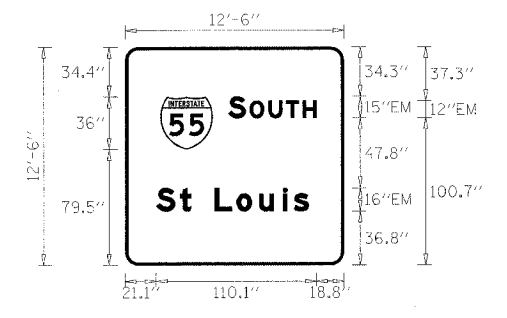
SYMBOL	X	Y	WID	HT
M1_1	16	64	36	36
ARMED	97.1	16.5	22.5	35.5

Dimensions are in inches.tenths

Letter locations are panel edge to lower left corner

LETTER POSITIONS (X)										LENGTH	SERIESIZE
E	X	I	T	2	5	0	B			112	EM12,EM15
39.8	51.1	63.9	68.8	92.5	108.4	123.5	139.8				
W	E	S	T							50.5	EM15,EM12
67.5	85.8	97.1	109.2								
I	o	w	a							51.7	EM16/12
22.1	30.8	44.6	63.6								

SIGN DETAIL
1:75



SIGN NUMBER	1S0991055L250.5 LT
WIDTH x HGHT.	12'-6" x 12'-6"
BORDER WIDTH	2"
CORNER RADIUS	9"
MOUNTING	Overhead
BACKGROUND	TYPE: Reflective COLOR: Green
LEGEND/BORDER	TYPE: Reflective COLOR: Pure White

SYMBOL	X	Y	WID	HT
M1_1	23.9	79.5	36	36

Dimensions are in inches.tenths

Letter locations are panel edge to lower left corner

LETTER POSITIONS (X)										LENGTH	SERIESIZE
S	O	U	T	H						60.7	EM15,EM12
70.5	85.4	98.3	110.3	121.6							
S	t		L	o	u	i	s			104.7	EM16/12
21.1	37.3	45.3	61.3	76.4	91.8	108.1	115.7				

REVISIONS	
NAME	DATE

STATE OF ILLINOIS
DEPARTMENT OF TRANSPORTATION
F.A.I. 80 & F.A.I. 55 INTERCHANGE
SIGN PANEL DETAIL

SGN-15
KAM ENGINEERING, INC.
CONSULTING ENGINEERS
707A Davis Road, Suite 205
Eggs, Illinois 60123-4369

SCALE: NONE
DATE: JANUARY, 2004
DRAWN BY: RY
DESIGNED BY: AS
CHECKED BY: MSA

n:\p\pro\2890\2890-02\design\signing\sign-15.dgn
 01/23/2005