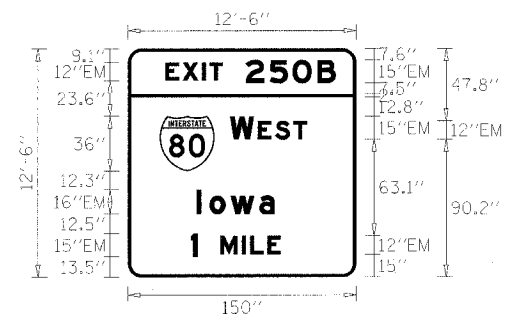


#80906

F.A.I. RTE.	SECTION	COUNTY	TOTAL SHEETS	SHEET NO.
55,80	99-1(K,BYBAC-8)	WILL	497	269
STA.		TO STA.		
FED. ROAD DIST. NO. 1		ILLINOIS FED. AID PROJECT		

SIGN DETAIL
1:75



SIGN NUMBER	1C0991055L251.6
WIDTH x HGHT.	12'-6" x 12'-6"
BORDER WIDTH	2"
CORNER RADIUS	9"
MOUNTING	Overhead
BACKGROUND	TYPE: Reflective COLOR: Green
LEGEND/BORDER	TYPE: Reflective COLOR: Pure White

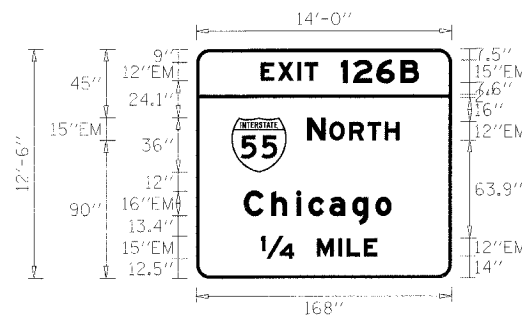
SYMBOL	X	Y	WID	HT
M1_1	20.9	69.3	36	36

Dimensions are inches.tenths

Letter locations are panel edge to lower left corner

LETTER POSITIONS (X)										LENGTH	SERIESSIZE
E	X	I	T	2	5	0	B			112	EM12,EM15
24.6	35.9	48.7	53.5	77.3	93.2	108.3	124.5				
W	E	S	T							50.5	EM15,EM12
67.1	85.4	96.7	108.8								
I	o	w	a							51.7	EM1612
45	53.6	67.4	86.5								
1	M	I	L	E						59.1	EM15,EM12
41.4	60.8	75	80.4	91.7							

SIGN DETAIL
1:75



SIGN NUMBER	MP 126.87
WIDTH x HGHT.	14'-0" x 12'-6"
BORDER WIDTH	2"
CORNER RADIUS	9"
MOUNTING	Overhead
BACKGROUND	TYPE: Reflective COLOR: Green
LEGEND/BORDER	TYPE: Reflective COLOR: Pure White

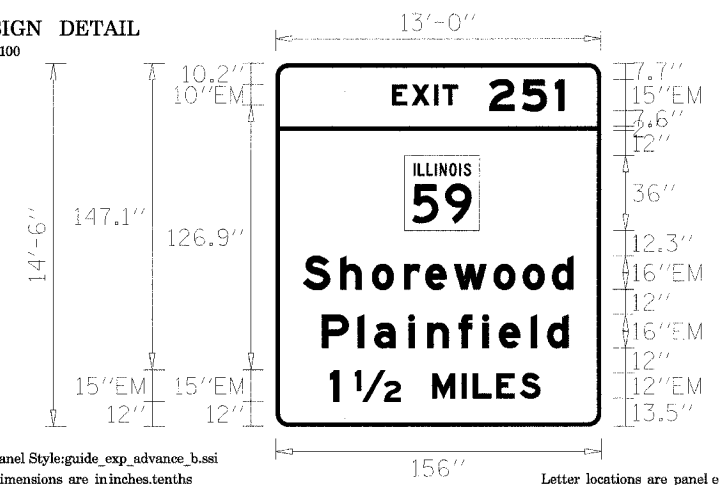
SYMBOL	X	Y	WID	HT
M1_1	23.3	68.9	36	36

Dimensions are inches.tenths

Letter locations are panel edge to lower left corner

LETTER POSITIONS (X)										LENGTH	SERIESSIZE
E	X	I	T	1	2	6	B			104	EM12,EM15
42.3	53.6	66.4	71.3	95.1	103.3	118.5	134.3				
N	O	R	T	H						60.5	EM15,EM12
73	87.6	100.5	112.6	123.9							
C	h	i	c	a	g	o				97	EM1612
31.6	49.5	65.9	73.9	87.8	102.9	118					
14	M	I	L	E						76.5	EM15,EM12
42.5	79.3	93.5	98.9	110.2							

SIGN DETAIL
1:100



SIGN NUMBER	Sta 1013+00
WIDTH x HGHT.	13'-0" x 14'-6"
BORDER WIDTH	2"
CORNER RADIUS	6"
MOUNTING	Ground Mount
BACKGROUND	TYPE: Reflective COLOR: Green
LEGEND/BORDER	TYPE: Reflective COLOR: White,Black/ Pure White

SYMBOL	X	Y	WID	HT
SRMB_2	61.8	93.8	36	36

THIS SIGN IS FOR INFORMATION ONLY

Panel Style:guide_exp_advance_b.ssi
Dimensions are in inches.tenths

Letter locations are panel edge to lower left corner

LETTER POSITIONS (X)										LENGTH	SERIESSIZE
E	X	I	T	2	5	1				82.5	EM10,EM15
55.8	65.3	76.9	80	102.3	118.1	133.9					
S	h	o	r	e	w	o	o	d		129.8	EM1612
13.1	31.1	48.2	61.7	71.8	85.6	104.6	118.6	132.7			
P	l	a	i	n	f	i	e	l	d	118.3	EM1612
22.2	39.5	47.4	63.6	72.8	87.7	99.1	107.1	122.3	130.3		
1	1/2	M	I	L	E	S				100.9	EM15,EM12
26.1	38.1	75	89.2	94.6	105.9	117.2					
1	1/2	M	I	L	E	S				100.9	EM15,EM12
26.1	38.1	75	89.2	94.6	105.9	117.2					

SGN-17

REVISIONS	
NAME	DATE

STATE OF ILLINOIS
DEPARTMENT OF TRANSPORTATION
F.A.I. 80 & F.A.I. 55 INTERCHANGE

SIGN PANEL DETAIL



SCALE: NONE
DATE: JANUARY, 2004

DRAWN BY: RV
DESIGNED BY: AS
CHECKED BY: MSA

nt:\pro\2890\2890-02\design\signing\sign-17.dgn
 01/03/2005