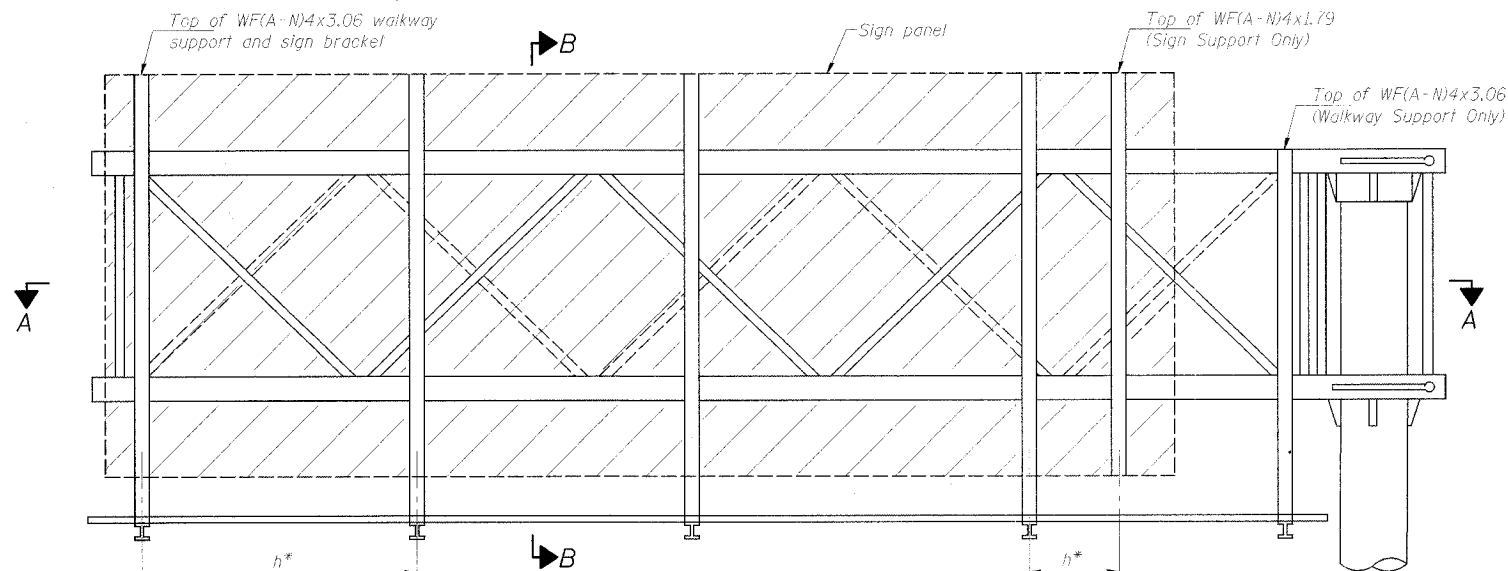


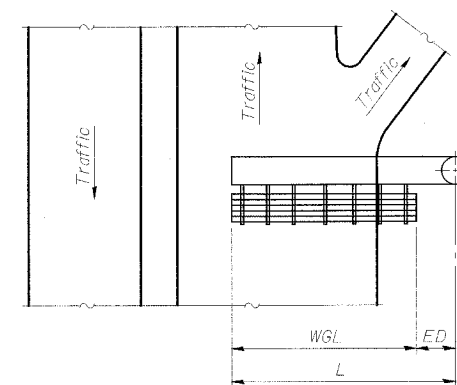
STATE OF ILLINOIS
DEPARTMENT OF TRANSPORTATION

ROUTE NO.	DIVISION	COUNTY	STATE SHEETS	SHEET NO.
55,80	*	WILL	497	287
FED. ROAD DIST. NO. 1		ILLINOIS	FED. AID PROJECT	
* 99-11K.BYBAC-B				

#80906

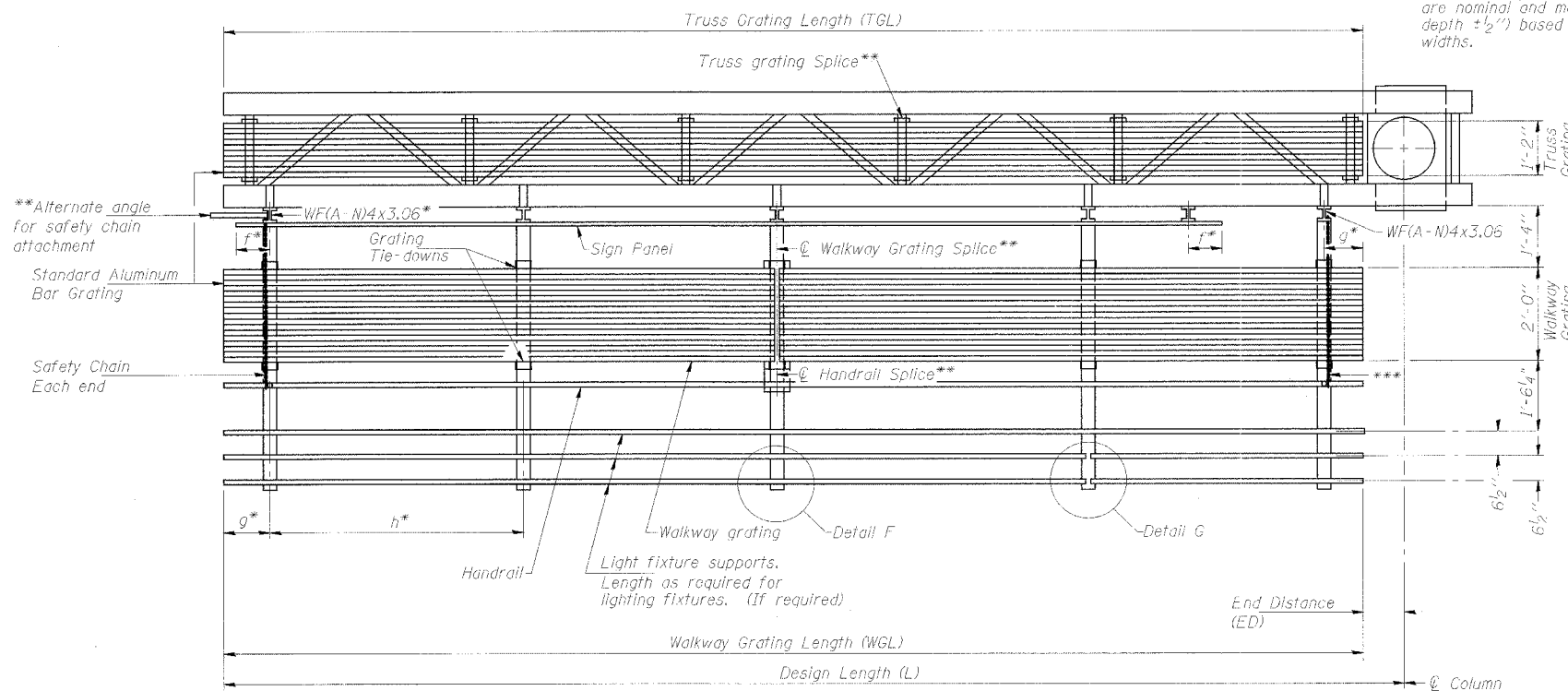


TYPICAL FRONT ELEVATION
With lights and handrail omitted for clarity.



PLAN
WALKWAY AND HANDRAIL SKETCH
(Road plan beneath truss varies)

Walkway and truss grating dimensions are nominal and may vary (width ± 1/2", depth ± 1/2") based on available standard widths.



SECTION A-A

Truss grating to facilitate inspection shall run full length of cantilevers. Cost of truss grating is included in "Overhead Sign Structure Cantilever".

Handrail and walkway grating shall span a minimum of three brackets between splices. **Use and location of handrail or grating splices are optional, based on lengths needed and material availability.

$$TGL = L - \left(\frac{Post\ O.D. + 6"}{2} \right)$$

DESIGNED	SL
CHECKED	AS
DRAWN	MD
CHECKED	SL

EXAMINED	20
PASSED	

NUMBER	REVISION	DATE

Structure Number	Station	WGL	ED	TGL
1C0991080L126.1	1945+80	16'-0"	13'-0"	27'-6"
1C0991080R126.3	1952+30	17'-3"	12'-9"	28'-6"
1C0991055R248.9	981+55	17'-0"	14'-0"	29'-6"
1C0991055L251.5	1125+50	26'-0"	14'-0"	38'-6"
1C0991080R124.8	1877+00	16'-9"	14'-3"	29'-6"
1C0991080L127.6	2026+00	22'-0"	16'-0"	36'-6"
1C0991055R250.7	1079+00	15'-6"	16'-6"	30'-6"

NOT IN CONTRACT-FOR INFORMATION ONLY

Notes: *Space walkway brackets WF(A-N)4x3.06 and sign brackets WF(A-N)4x1.79 for efficiency and within limits shown:

f = 12" maximum, 4" minimum (End of sign to center of nearest bracket)

g = 12" maximum, 4" minimum (End of walkway to center of nearest bracket)

h = 6'-0" maximum (center to center sign and/or walkway support brackets, WF(A-N)4x1.79 or WF(A-N)4x3.06)

***If walkway bracket at safety chain location is behind sign, add angle to bracket.

For details of sign placement, sign/walkway brackets, truss and walkway gratings, grating splices and Section B-B, see Base Sheet OSC-A-7.

For details of handrail, handrail splice, safety chain and Details F and G, see Base Sheet OSC-A-8.

BRACKET TABLE

Sign Width		Number Brackets Required
Greater Than	Less Than or Equal To	
8'-0"	8'-0"	2
8'-0"	14'-0"	3
14'-0"	20'-0"	4
20'-0"	26'-0"	5
26'-0"	32'-0"	6

**CANTILEVER SIGN STRUCTURES
ALUMINUM WALKWAY DETAILS
ALUMINUM TRUSS & STEEL POST**

ILLINOIS DEPARTMENT OF TRANSPORTATION
F.A.I. 80 & F.A.I. 55 INTERCHANGE
OVERHEAD SIGN STRUCTURES CANTILEVER

SGN-35