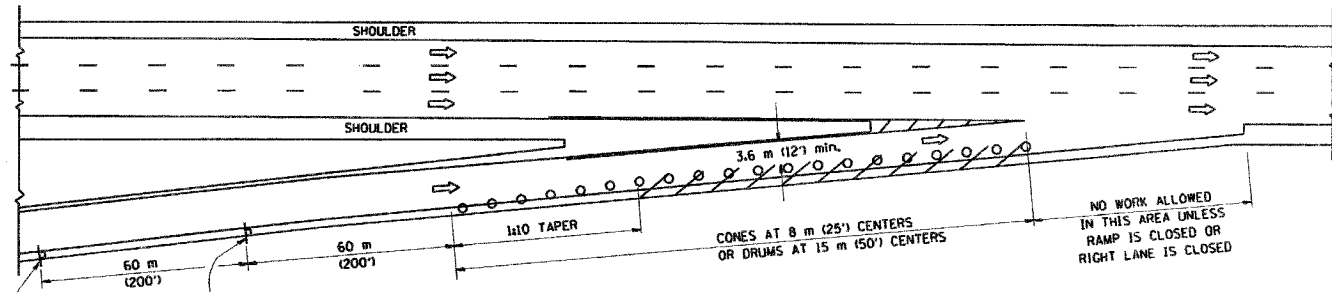
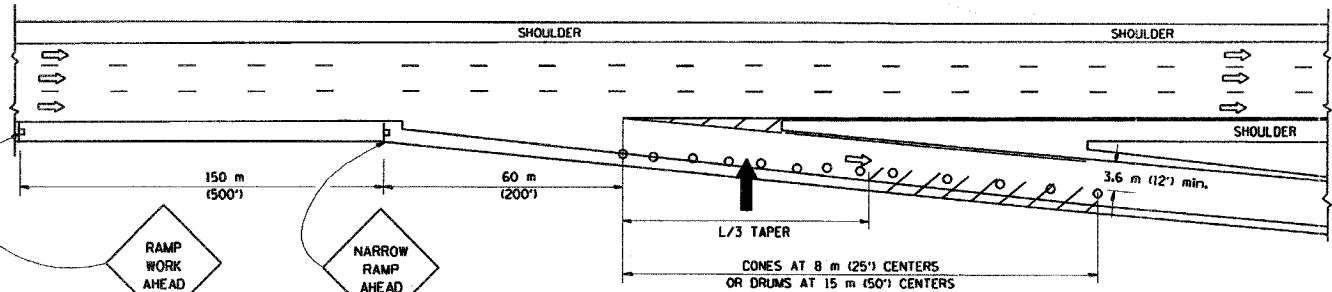


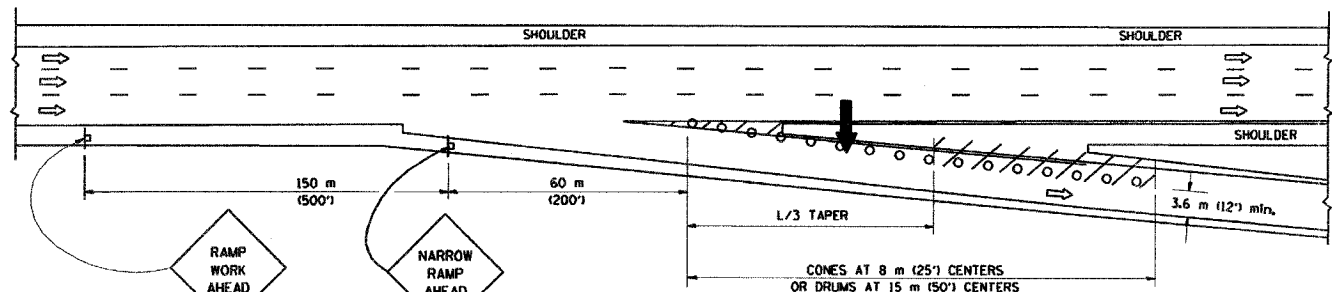
PARTIAL RAMP CLOSURE DETAILS



TYPICAL ENTRANCE RAMP



TYPICAL EXIT RAMP



TYPICAL EXIT RAMP

SYMBOLS

- ARROWBOARD
- WORK AREA
- SIGN ON PORTABLE OR PERMANENT SUPPORT
- FLAGGER WITH CONTROL SIGN
- DRUM WITH MONO-DIRECTIONAL STEADY BURNING LIGHT
- CONES - 700 (28) IN HEIGHT

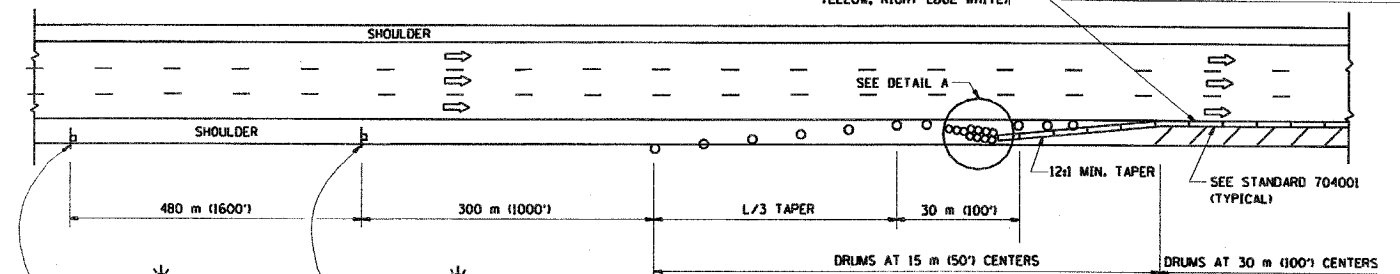
GENERAL NOTES

1. THE "L" DISTANCE EQUALS:

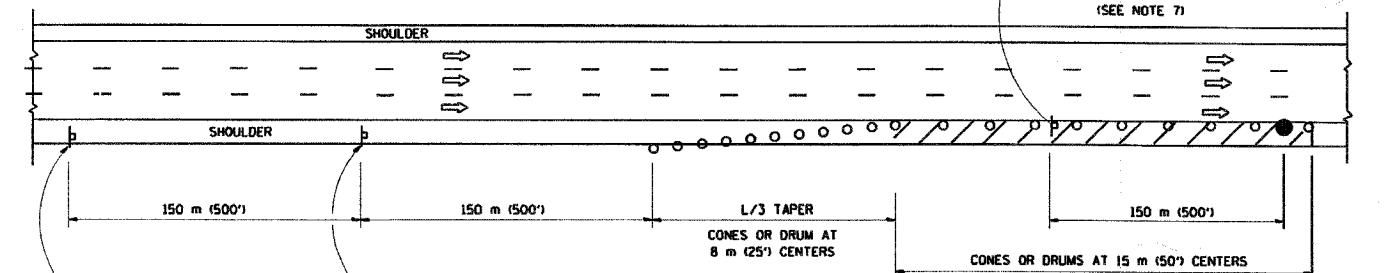
SPEED LIMIT	FORMULAS
80 km/h (45 mph) OR GREATER:	METRIC: $L=0.65(W+S)$ ENGLISH: $L=WH+S$

W = WIDTH OF OFFSET IN METERS (FEET)
 S = NORMAL POSTED SPEED KM/H (MPH)
2. PLASTIC DRUMS WITH HIGH PERFORMANCE REFLECTIVE SHEETING AND STEADY BURNING LIGHTS ARE REQUIRED FOR ALL NIGHTTIME CLOSURES.
3. ALL SIGNS SHALL BE POST MOUNTED IF THE CLOSURE TIME EXCEEDS FOUR DAYS.
4. FLASHING LIGHTS SHALL BE USED DURING THE HOURS OF DARKNESS AND SHALL BE INSTALLED ABOVE THE FIRST TWO SETS OF SIGNS.

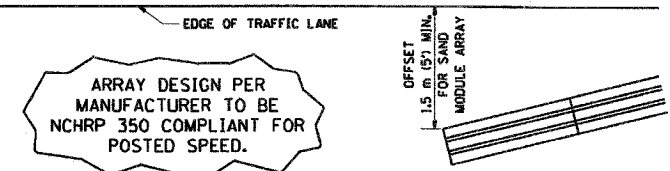
SHOULDER CLOSURE DETAILS



PERMANENT SHOULDER CLOSURE



DAYTIME SHOULDER CLOSURE



DETAIL "A"
IMPACT ATTENUATOR, TEMPORARY
(SEE NOTE 5)

#80906	F A I	SECTION	COUNTY	TOTAL SHEETS	SHEET NO.
	RTS	99-1K, BY&AC-B	WILL	497	361
STA.		TO STA.			
FED. ROAD DIST. NO.		ILLINOIS		FED. AID PROJECT	

5. THE IMPACT ATTENUATOR, TEMPORARY IS NOT REQUIRED WHEN THE TEMPORARY CONCRETE BARRIER WALL IS OUTSIDE THE CLEAR ZONE OR IS TIED INTO THE EXISTING GUARDRAIL. IF OFFSET IS LESS THAN 5 FEET USE "TRAFFIC BARRIER TERMINAL, TYPE III, TEMPORARY" DEVICE TO MEET NCHRP350 FOR POSTED SPEED.
6. AUTHORIZATION FROM THE DISTRICT'S BUREAU OF TRAFFIC IS REQUIRED FOR ALL FREEWAY CLOSURES.
7. THE FLAGGER AND FLAGGER SIGN ARE REQUIRED AT THE ABOVE WORK SITES WHEN:
 - a. FOUR OR MORE WORK VEHICLES ENTER THE TRAFFIC LANES IN A ONE HOUR PERIOD.
 - b. THE WORK ACTIVITY REQUIRES FREQUENT ENCROACHMENT INTO THE LANE OPEN TO TRAFFIC.
 THE FLAGGER SHALL BE STATIONED APPROXIMATELY 30 m (100') TO 60 m (200') IN ADVANCE OF THE WORKERS.

ALL DIMENSIONS ARE IN MILLIMETERS (INCHES) UNLESS OTHERWISE SHOWN.
ILLINOIS DEPARTMENT OF TRANSPORTATION

REVISIONS	
NAME	DATE
DWS	11/96
JAF	12/02
NCHRP 350	04/03

TRAFFIC CONTROL DETAILS FOR FREEWAY SHOULDER CLOSURES PARTIAL RAMP CLOSURES

SCALE: NONE
 DATE: 05/06/2003
 DRAWN BY: DWS
 DESIGNED BY: DWS
 CHECKED BY: TC-17