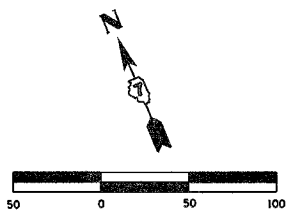


F.A.P. RTE.	SECTION	COUNTY	TOTAL SHEETS	SHEET NO.
774		EFFINGHAM	344	71
STA. 946+00.00 TO STA. 957+00.00				
FED. ROAD DIST. NO. 7 ILLINOIS FED. AID PROJECT				
• 107WRS-1, 107BY, 107BY-1 & 107B-2				
CONTRACT NO. 94827				



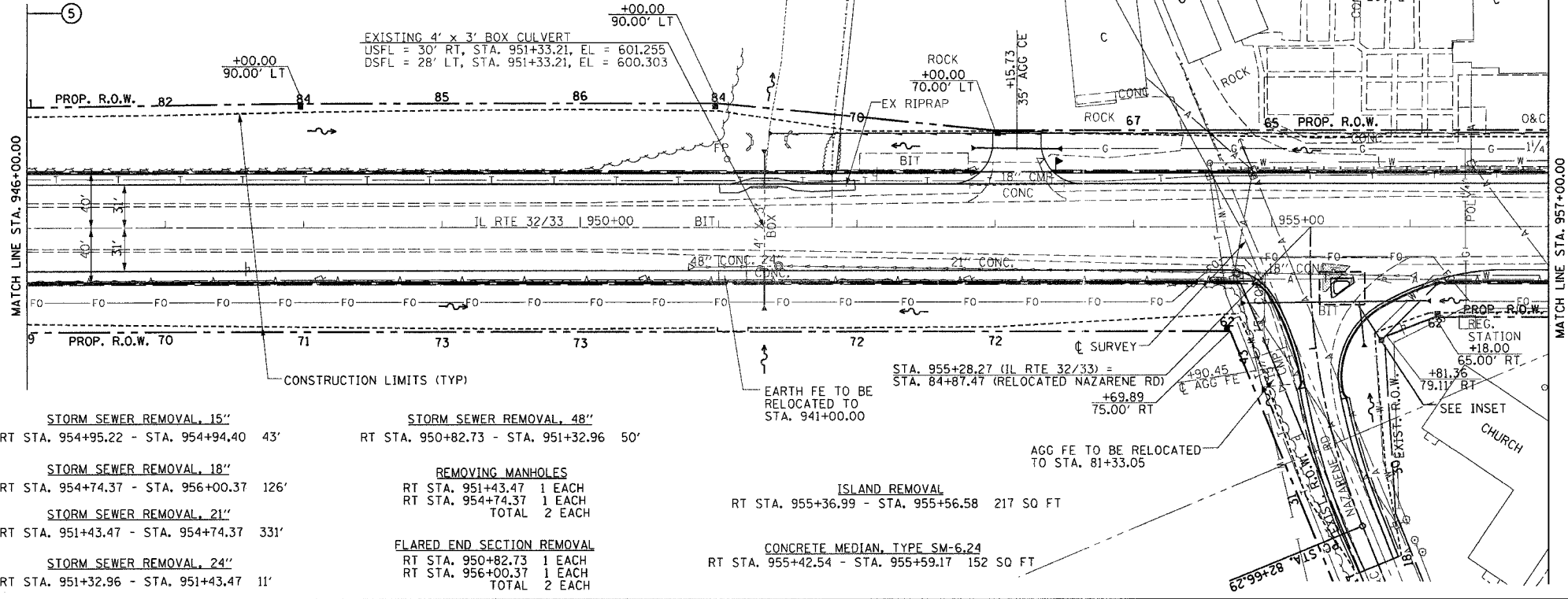
PIPE UNDERDRAINS FABRIC LINED TRENCH, 6"  
LT STA. 951+40.00 - STA. 957+00.00 560'

PCBC 4'x3' EXTENSION (CULVERT NO. 2)  
STA. 951+33.21  
LENGTH = 23' LT & 25' RT  
USFL = 46' RT, EL = 601.68  
DSFL = 53' LT, EL = 599.88  
(SEE SHEET 139 FOR CONCRETE COLLAR DETAILS)

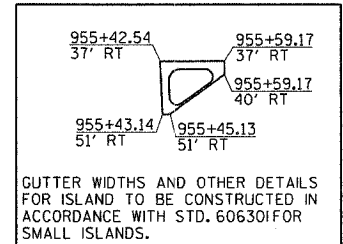
CONCRETE HEADWALL FOR UNDERDRAIN  
LT STA. 951+40.00 1 EACH

BOX CULVERT END SECTION, CULVERT NO. 2  
STA. 951+33.21 2 EACH

DATE	BY	REVISION



COMBINATION CONCRETE CURB AND GUTTER, TYPE B-6.24  
LT STA. 83+72.00 - STA. 84+48.00 87'  
RT STA. 83+61.00 - STA. 84+46.00 127'  
TOTAL 214'



- STORM SEWER REMOVAL, 15"  
RT STA. 954+95.22 - STA. 954+94.40 43'
- STORM SEWER REMOVAL, 18"  
RT STA. 954+74.37 - STA. 956+00.37 126'
- STORM SEWER REMOVAL, 21"  
RT STA. 951+43.47 - STA. 954+74.37 331'
- STORM SEWER REMOVAL, 24"  
RT STA. 951+32.96 - STA. 951+43.47 11'
- STORM SEWER REMOVAL, 48"  
RT STA. 950+82.73 - STA. 951+32.96 50'
- REMOVING MANHOLES  
RT STA. 951+43.47 1 EACH  
RT STA. 954+74.37 1 EACH  
TOTAL 2 EACH
- FLARED END SECTION REMOVAL  
RT STA. 950+82.73 1 EACH  
RT STA. 956+00.37 1 EACH  
TOTAL 2 EACH
- ISLAND REMOVAL  
RT STA. 955+36.99 - STA. 955+56.58 217 SQ FT
- CONCRETE MEDIAN, TYPE SM-6.24  
RT STA. 955+42.54 - STA. 955+59.17 152 SQ FT

DATE	BY	REVISION

