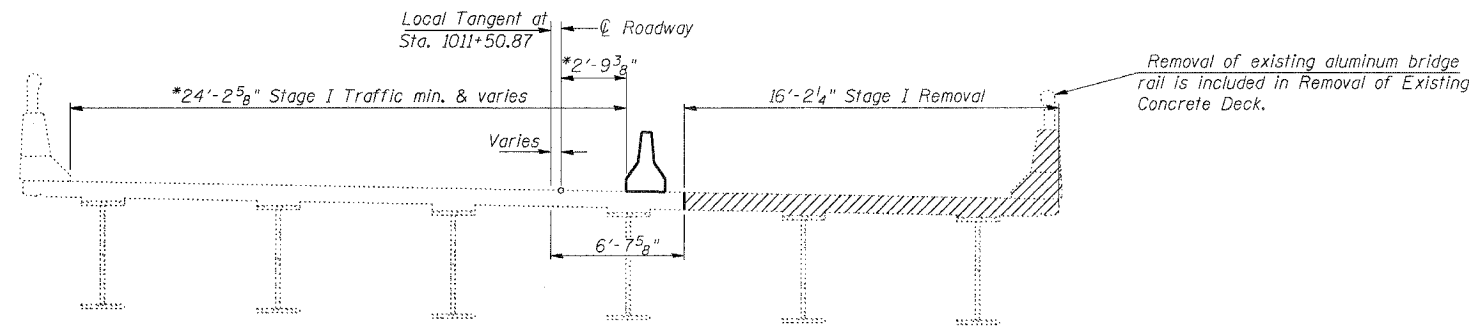


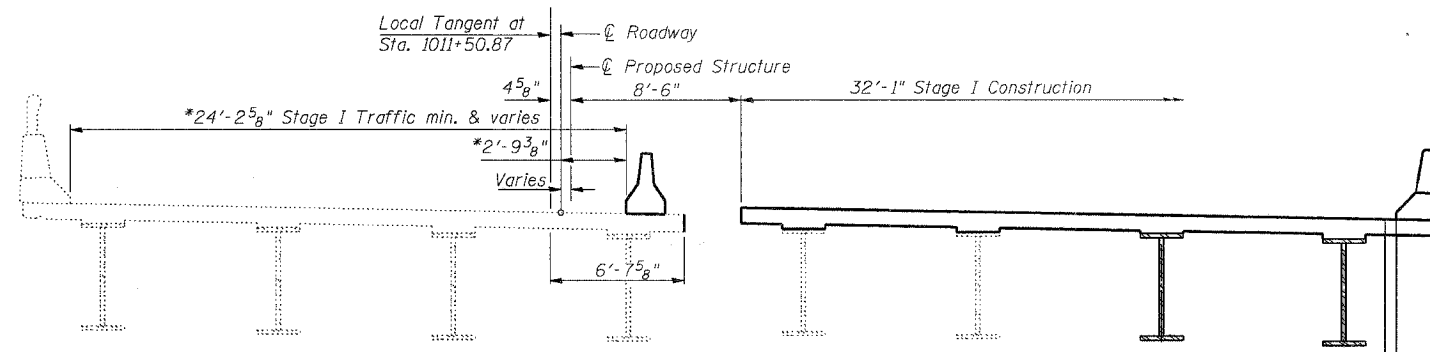
ROUTE NO.	SECTION	COUNTY	TOTAL SHEETS	SHEET NO.	SHEET NO. 3
F.A.P. RTE. 774	107BY	EFFINGHAM	344	295	29 SHEETS
FED. ROAD DIST. NO. 7 ILLINOIS FED. AID PROJECT-					

CONTRACT NO. 94827



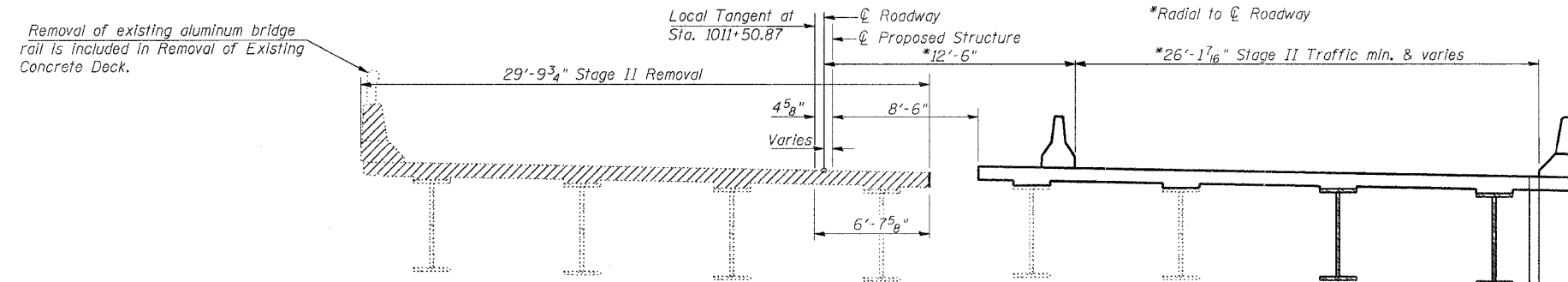
STAGE I REMOVAL

(Looking East) (Dim. at right angles except as noted)



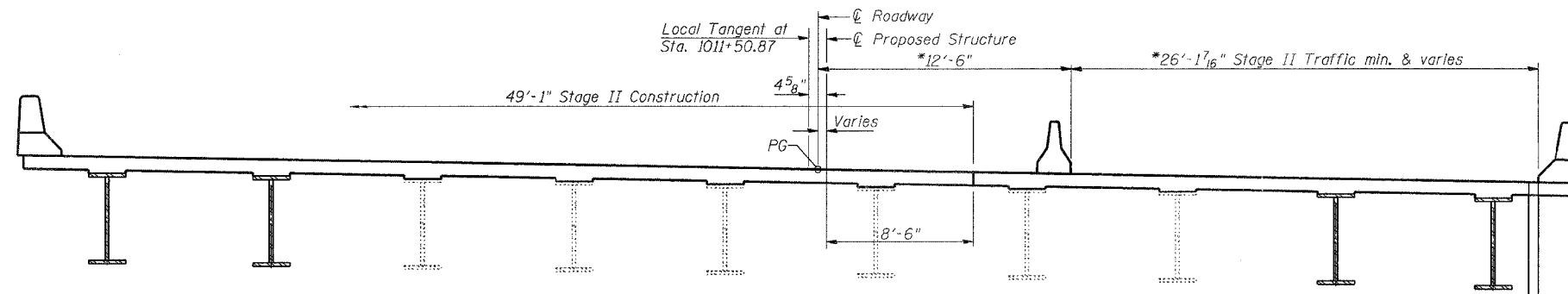
STAGE I CONSTRUCTION

(Looking East) (Dim. at right angles except as noted)



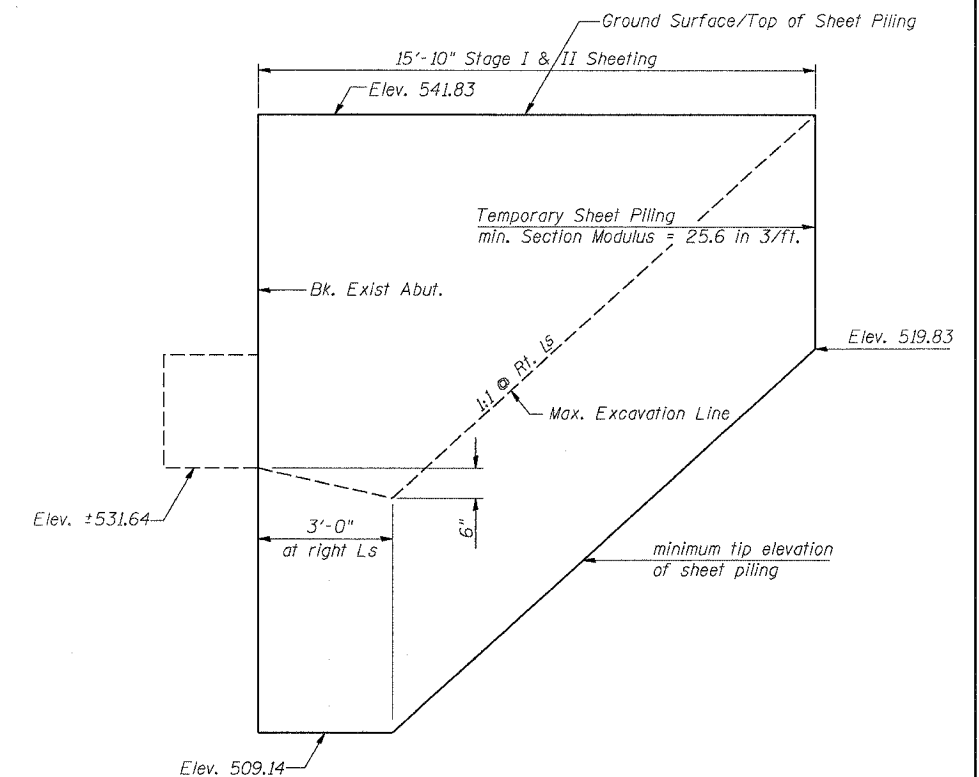
STAGE II REMOVAL

(Looking East) (Dim. at right angles except as noted)



STAGE II CONSTRUCTION

(Looking East) (Dim. at right angles except as noted)



TEMPORARY SHEET PILE DETAIL

If the Contractor chooses to alter the temporary cantilevered sheet piling design requirements shown on the plans, a design submittal including plan details and calculations will be required for review and acceptance by the Engineer.

STAGE CONSTRUCTION SEQUENCE

- ① Direct Stage I Traffic as shown.
- ② Drive Temporary Sheet Piling located behind each abutment and proceed with Stage I Removal.
- ③ Proceed with Stage I Construction.
- ④ Direct Stage II Traffic as shown.
- ⑤ Relocate Stage I Sheet Piling as necessary for Stage II Sheet Piling.
- ⑥ Proceed with Stage II Removal and Construction.

NOTES

Hatched areas indicate "Removal of Existing Concrete Deck". See Roadway Plans for quantity of Temporary Concrete Barrier.

The Shear Studs on existing girders will remain. It is the Contractor's responsibility to replace existing shear studs damaged during the removal of the existing Concrete deck. Cost included with Removal of Existing Concrete Deck.

SHEET TITLE		PROJECT NO.	
STAGED CONSTRUCTION DETAILS		02017	
PROJECT		SCALE	
IL RTE. 32/33 OVER LITTLE WABASH RIVER			
F.A.P. RTE. 774 SECTION 107BY		DATE	
EFFINGHAM COUNTY			
STATION 1011+50.17		DRAWN BY	
STRUCTURE NO. 025-0078		TFG	
		CHECKED BY	
		GJB/MCB	
		DRAWING NO.	
COOMBE-BLOXDORF P.C.		3	
Engineers / Land Surveyors		OF 29 SHTS	
Springfield, Illinois			
Design Firm License No. 184-002703			

DATE: 08/26/04

DATE: 08/26/04