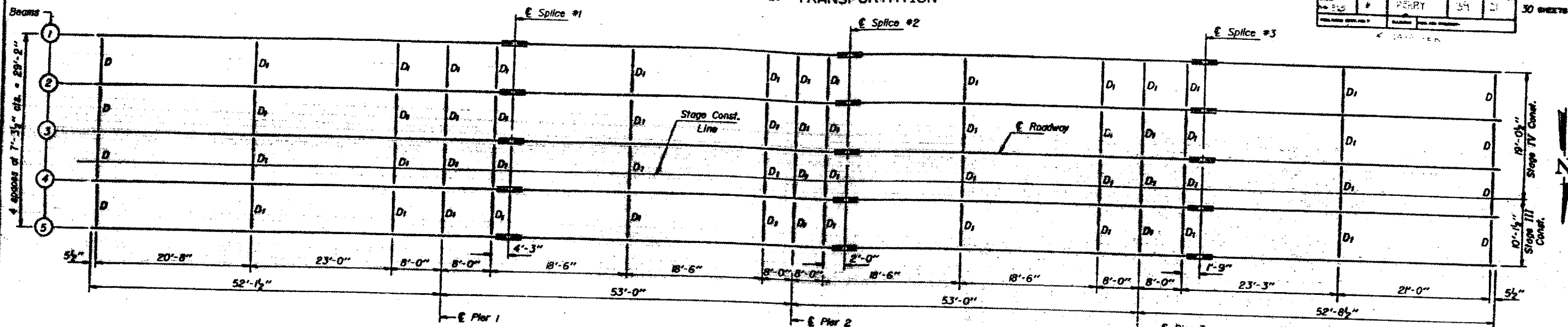


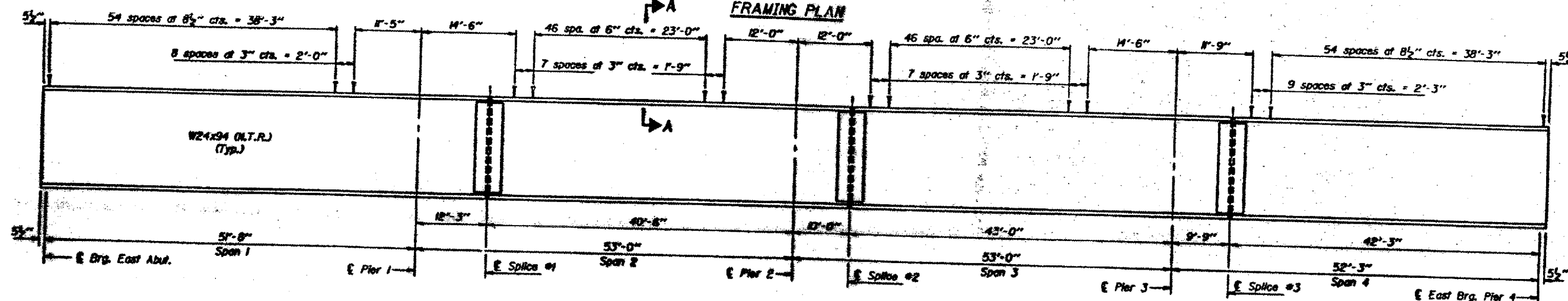
STATE OF ILLINOIS
 DEPARTMENT OF TRANSPORTATION

NO.	DATE	BY	CHKD.	REV.
1				
2				
3				
4				
5				

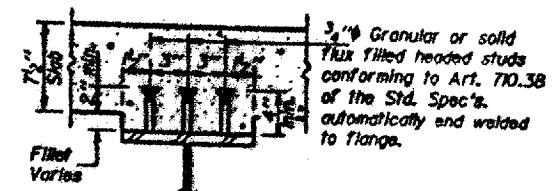
SHEET NO. 14
30 SHEETS



FRAMING PLAN



BEAM ELEVATION



Notes: N.T.R. denotes the members subject to "Notch Toughness Requirements."
 See sheet #17 for the diaphragm and splice details.
 The end diaphragm D between Beams 3 and 4 shall be connected during Stage IV Construction.
 Number of shear studs required for Spans 1 thru 4 = 3735.

FOR INFORMATION ONLY:
 BRIDGE NO. 4 STRUCTURE 073-0023

DESIGNED BY	K. R. Ghanta	DATE	10.8.2
CHECKED BY	[Signature]		
DRAWN BY	Mercado	R.D.	
CHECKED BY	[Signature]		

STRUCTURAL STEEL - SPANS 1 THRU 4
 F.A. RTE. 865 SEC. 104BC-BR
 PERRY COUNTY
 STA. 904+29.00