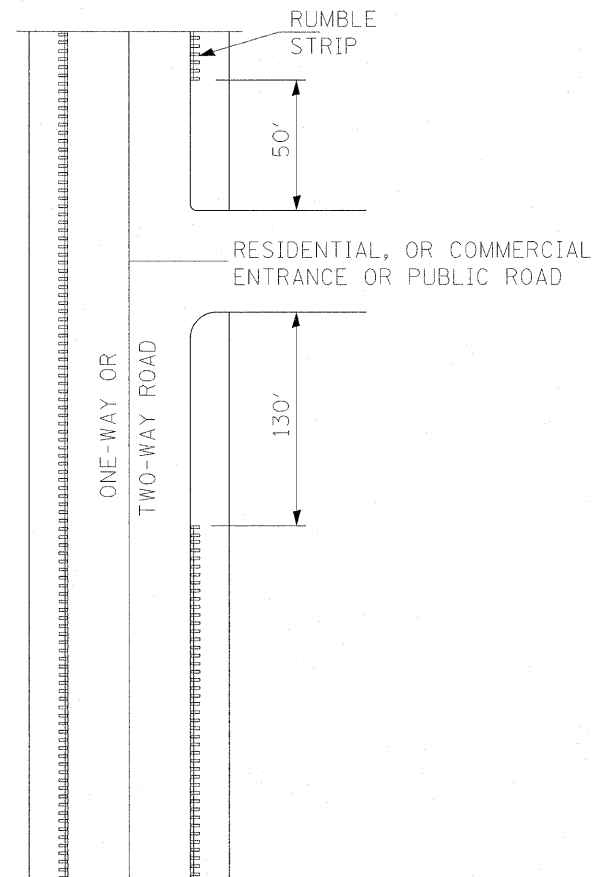
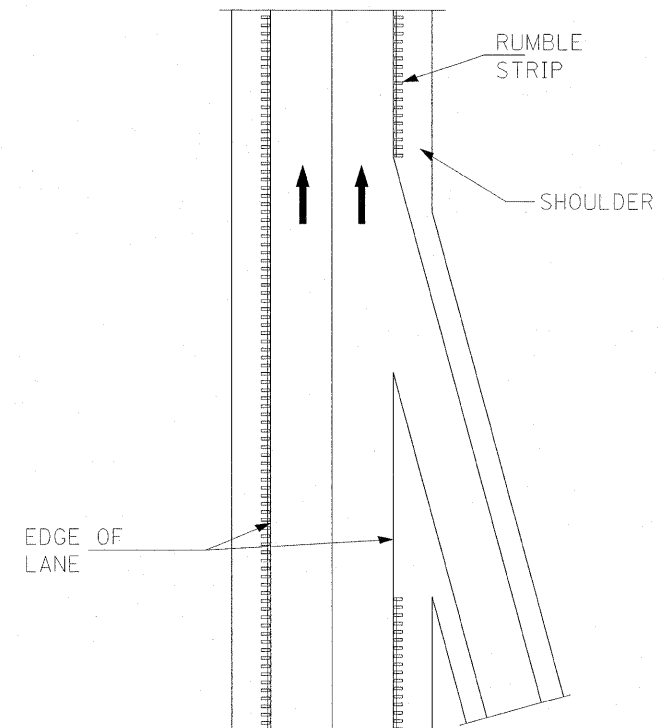


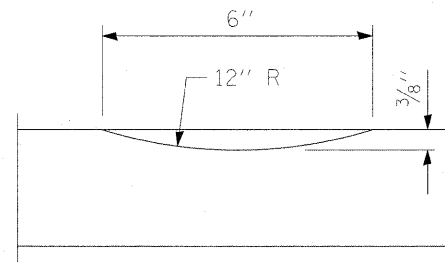
RUMBLE STRIPE EXPRESSWAY DIVIDED



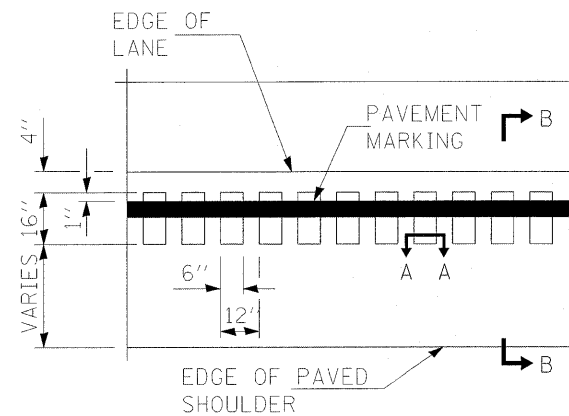
RUMBLE STRIPE INTERSECTIONS



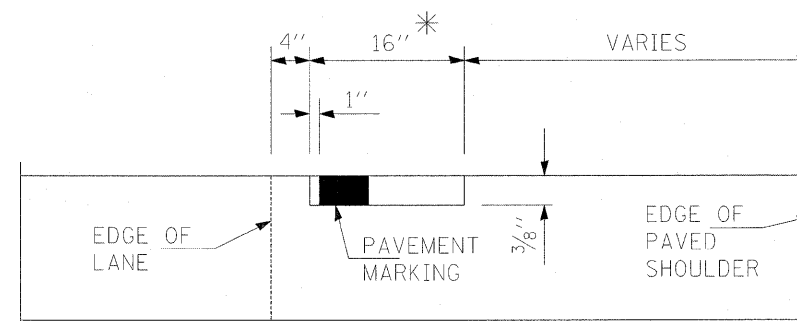
RUMBLE STRIPE ACCELERATION OR DECELERATION LANE



SECTION A-A



PLAN FOR RUMBLE STRIPE



SECTION B-B

GENERAL NOTES

ON PORTLAND CEMENT CONCRETE SHOULDERS, NO SHOULDER RUMBLE STRIPE SHALL BE LOCATED CLOSER THAN 150 mm (6") TO A TRANSVERSE JOINT.

OMIT SHOULDER RUMBLE STRIPE ACROSS STRUCTURES.

SHOULDER RUMBLE STRIPES TO BE PAID FOR AS SHOULDER RUMBLE STRIPE AND THERMOPLASTIC PAVEMENT MARKING - LINE 4"

* 8" WIDE RUMBLE STRIPES TO BE INSTALLED AT LOCATIONS ADJACENT TO GUARDRAIL W. HMA SHOULDERS < 3'

FILE NAME =	USER NAME = qureshtya	DESIGNED -	REVISED -
ct:\pw_work\pwidot\qureshtya\d0212316\DI22609-shr-plan.dgn		DRAWN -	REVISED -
	PLOT SCALE = 50.0000' / IN.	CHECKED -	REVISED -
	PLOT DATE = 10/26/2010	DATE -	REVISED -

STATE OF ILLINOIS
DEPARTMENT OF TRANSPORTATION

SHOULDER RUMBLE STRIPE FOR NON-FREEWAY

SCALE: SHEET NO. OF SHEETS STA. TO STA.

F.A.P. RTE.	SECTION	COUNTY	TOTAL SHEETS	SHEET NO.
*	2010-133-1	WILL	54	54
• 846/357			CONTRACT NO. 60F75	
ILLINOIS FED. AID PROJECT				