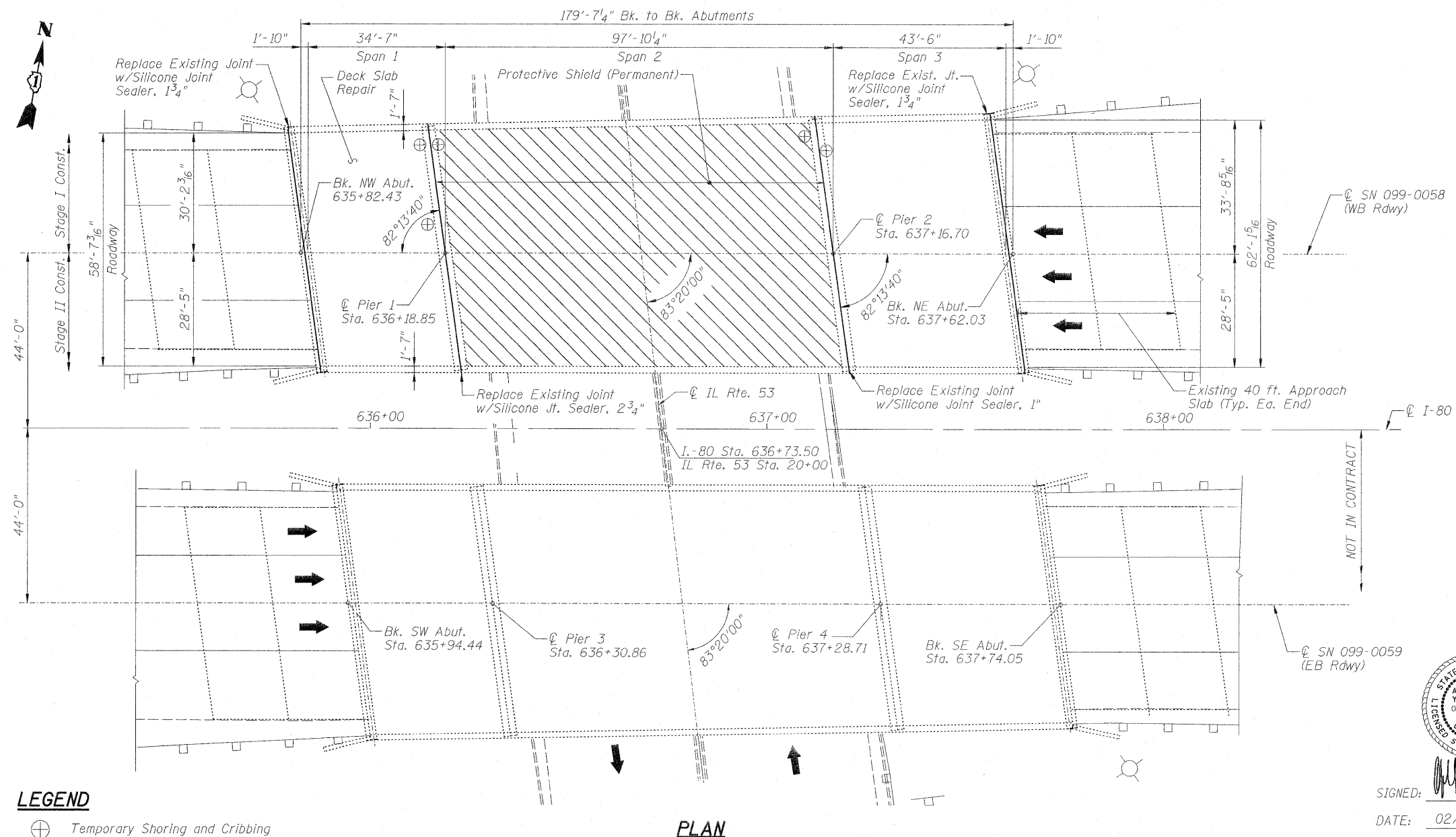
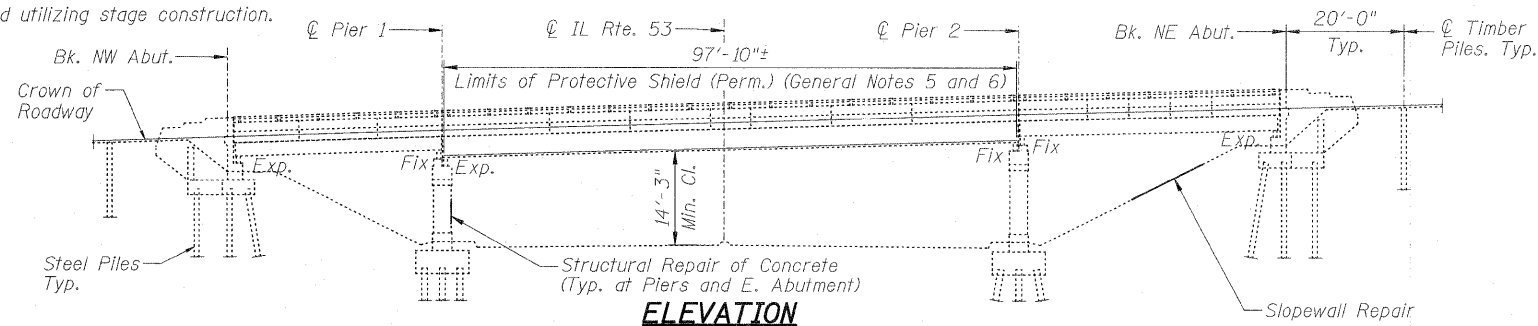


Existing Structures:
 Dual bridges over IL Rte 53 Chicago Street, SN 099-0059 carrying I-80 Eastbound and SN 099-0058 carrying I-80 Westbound, were originally constructed in 1962 as a part of F.A.I. 80 Project, I-80-4(3)1134, Section 99-4,99-4(B,HB). The superstructures consist of 3 simple span steel multi-girder units supported on concrete abutments and piers. The existing bridge decks consist of 7-inch reinforced concrete composite slab with 2" bituminous overlay and waterproofing membrane. The transverse deck joints are PJS type with vertical armor plates. In 1971 the longitudinal deck joint was eliminated. In 1990 and 1998 repairs were made to the decks, abutments, piers, deck joints, rail and drainage system. In 2001, the bituminous overlay and waterproofing membrane was replaced. The structure was fully painted in 1985; the facias and beam ends under joints were re-painted in 2003.

Traffic shall be maintained utilizing stage construction.
 No salvage.



LEGEND

- ⊕ Temporary Shoring and Cribbing
- ▨ Protective Shield (Permanent)

INDEX OF SHEETS

- S1. General Plan and Elevation
- S2. Construction Staging and Total Bill of Material
- S3. Deck and Expansion Joint Repairs
- S4. Abutment and Slopewall Repairs
- S5. Pier Repairs
- S6. Permanent Protective Shield
- S7. Temporary Concrete Barrier for Stage Construction

SCOPE OF WORK:

1. Remove existing Hot-Mix Asphalt Overlay.
2. Install Protective Shield.
3. Full and partial depth deck slab repair.
4. Remove and replace deck joints with silicone joint sealer.
5. Install temporary beam shoring.
6. Structural concrete repair at abutments and piers.
7. Construct Hot-Mix Asphalt Overlay.
8. Remove and replace slopewall section.

DESIGN SPECIFICATIONS

2002 AASHTO Standard Specifications for Highway Bridges, 17th Edition

DESIGN STRESSES

FIELD UNITS:
 $f'_c = 3,500$ psi
 $f_y = 60,000$ psi (Reinforcement)

GENERAL NOTES:

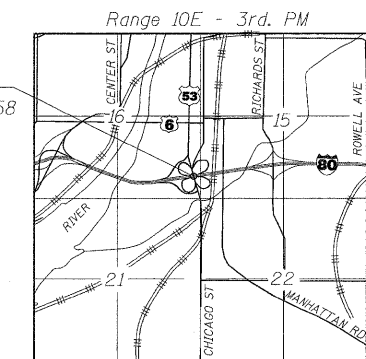
1. Reinforcement bars shall conform to the requirements of ASTM A 706 Grade 60. See Special Provisions.
2. Plan dimensions and details relative to existing structure have been taken from existing plans and are subject to nominal construction variations. Contractor should verify dimensions and make necessary approved adjustments prior to starting construction. Such variations shall not be cause for additional compensation for a change in scope of work, however, the Contractor will be paid for actual quantity furnished and approved by Engineer at unit price bid for the work.
3. Areas of proposed deck repairs are estimated. Actual type, location and dimension of deck repairs are to be determined by the Engineer during construction.
4. Contractor shall remove the existing asphalt wearing surface and, as necessary, adjust the milling depth to prevent damage to the existing waterproofing membrane. After satisfactory completion of the deck repair work, an asphalt surface course shall be placed in sufficient thickness as to match the elevation of the original surface.
5. Protective shield shall be installed prior to start of Deck Slab Repair work.
6. The Contractor shall protect and maintain the existing underpass luminaires. See Special Provision "Protective Shield, Special".



SIGNED: *Atalay Yargicoglu*
 DATE: 02/08/2011

EXP: 11/30/2012

SHEETS: S1 THRU S7



USER NAME = ayargicoglu\rdwy.L191e	DESIGNED - A.Y./L.C.	REVISED -
PLOT CONFIG= PDF(I-80_TopoGrey_Large).p	DRAWN - L.C./A.Y.	REVISED -
PLOT SCALE = 1/16	CHECKED - A.Y./R.L.D.	REVISED -
PLOT DATE = 2/8/2011	DATE - 01/20/2011	REVISED -



STATE OF ILLINOIS
 DEPARTMENT OF TRANSPORTATION

GENERAL PLAN AND ELEVATION
 WESTBOUND I-80 OVER IL ROUTE 53 (CHICAGO STREET)
 SN 099-0058

F.A. RTE.	SECTION	COUNTY	TOTAL SHEETS	SHEET NO.
80	99 (4&4-1) RS-3	WILL	203	145
				CONTRACT NO. 60M66