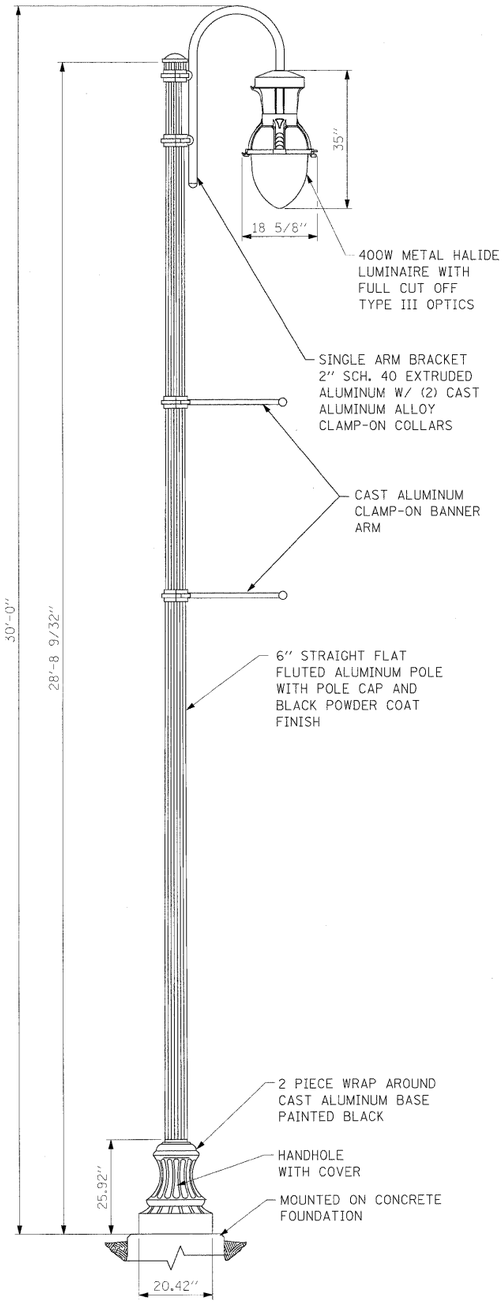

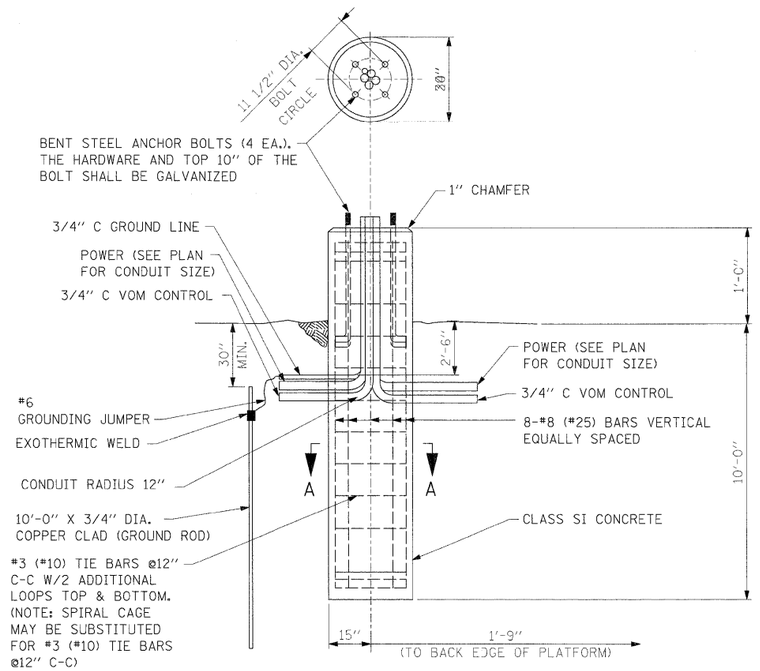

LIGHT POLE FOUNDATION DETAIL

SCALE: NONE

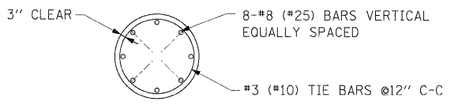

SECTION A-A

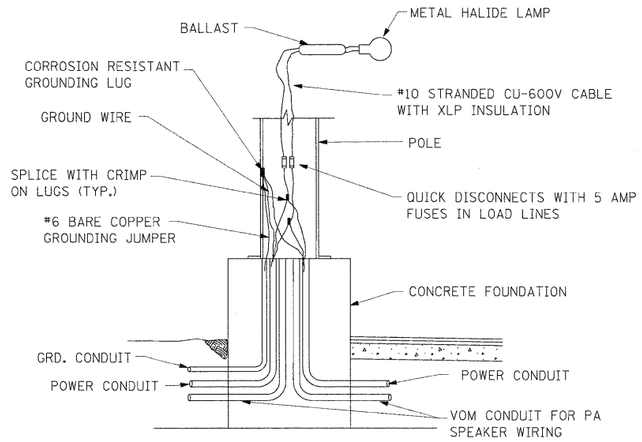

TYPICAL POLE WIRING DIAGRAM

SCALE: NONE

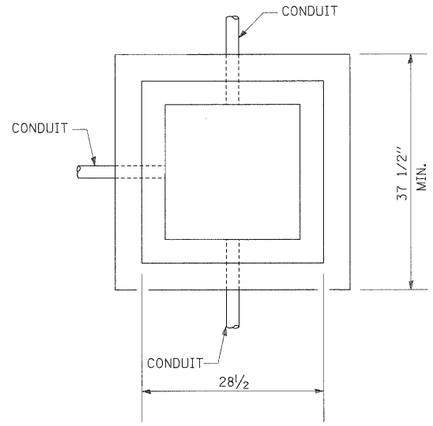

PLAN

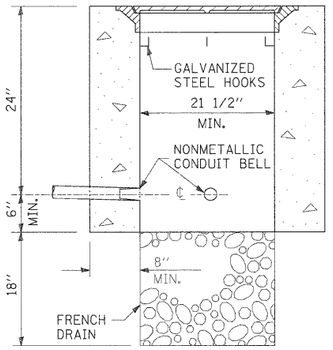

ELEVATION

PORTLAND CEMENT CONCRETE HANDHOLE

FILE NAME =	USER NAME = JSpiekermann	DESIGNED	MB	REVISED -	STATE OF ILLINOIS DEPARTMENT OF TRANSPORTATION	METRA STATION AND PLATFORMS ELECTRICAL DETAILS	F.A. RTE.	SECTION	COUNTY	TOTAL SHEETS	SHEET NO.
		DRAWN	MB	REVISED -			330	2010-135-I	COOK	101	64
	PLOT SCALE = NONE	CHECKED	MCP	REVISED -			MSE-8		CONTRACT NO. 60N09		
	PLOT DATE = 08/13/10	DATE	12/27/10	REVISED -		SCALE: NONE / SHEET NO. 1 OF 2 SHEETS / STA. / TO STA.		ILLINOIS FED. AID PROJECT			