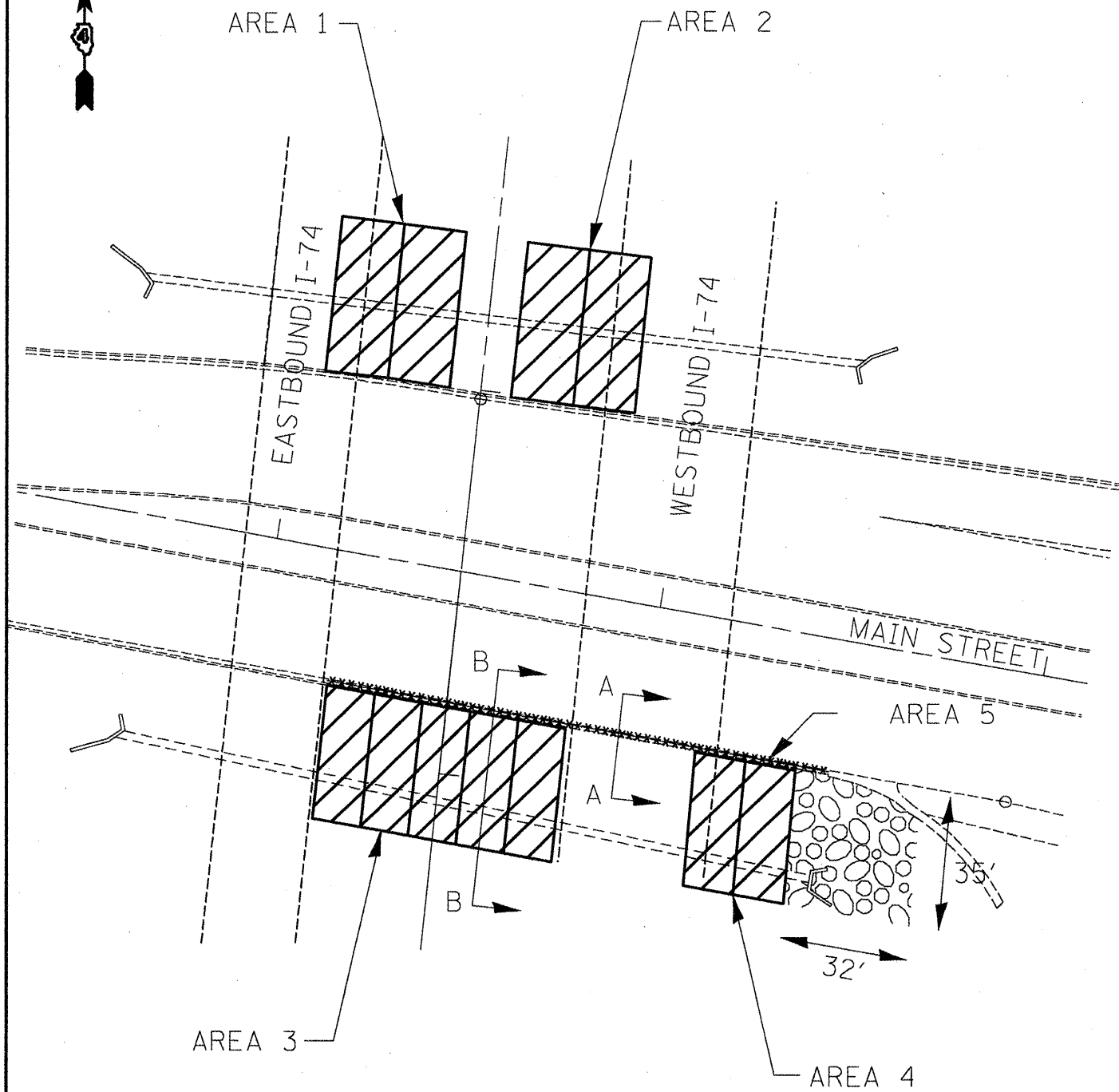


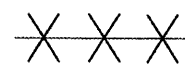
PLAN VIEW



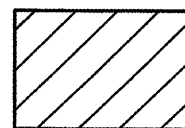
PLAN NOTE

1. THE CONTRACTOR SHALL SAW CUT THE GUTTER SHAPED SLOPE WALL, IN THE AREA WHERE THE EXISTING SLOPE WALL WILL REMAIN IN PLACE THIS WILL BE INCLUDED IN THE COST OF SLOPE WALL REMOVAL.
2. THE PROPOSED SLOPE WALL SHALL BE FORMED TO MATCH THE EXISTING CONDITIONS. THE PROPOSED SLOPE WALL WILL BE TOED UNDER THE EXISTING SLOPE WALL ACCORDING TO THE DETAIL. ALL WORK AND MATERIAL SHALL BE INCLUDED IN THE COST OF SLOPE WALL 4".


LEGEND



AREA 5= 130' OF EXISTING SLOPE WALL SHAPED AS GUTTER. SEE PLAN NOTE



SLOPE WALL REMOVAL



STONE RIPRAP, CLASS B3= 121.6 SQ. YD.  
FILTER FABRIC= 121.6 SQ. YD.

FILE NAME = D468906-sht-details.dgn	USER NAME = bergstokerae	DESIGNED -	REVISED -
		DRAWN -	REVISED -
		CHECKED -	REVISED -
		DATE -	REVISED -

PLOT SCALE = 40.0000' / IN.	
PLOT DATE = 12/28/2018	

DESIGNED -	REVISED -
DRAWN -	REVISED -
CHECKED -	REVISED -
DATE -	REVISED -

**STATE OF ILLINOIS  
DEPARTMENT OF TRANSPORTATION**

<b>SLOPE WALL REPAIR DETAIL (1 OF 2)</b>			
SCALE:	SHEET NO. OF SHEETS	STA. TO STA.	

F.A.I. RTE.	SECTION	COUNTY	TOTAL SHEETS	SHEET NO.
74	(48-27)R,RS-4	KNOX	103	47
CONTRACT NO. 68506				
ILLINOIS FED. AID PROJECT				