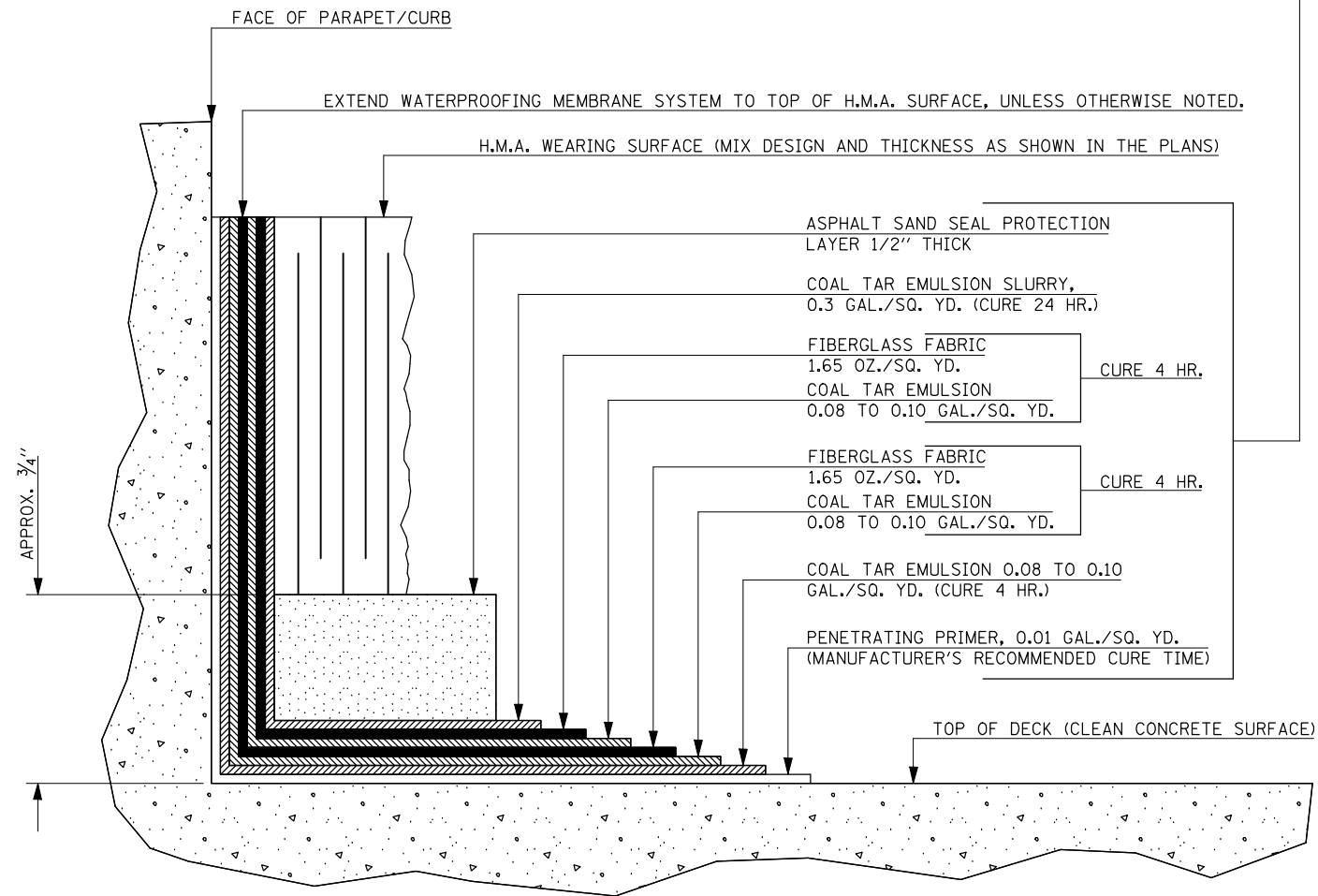


# WATERPROOFING MEMBRANE SYSTEM S.N. 023-0013

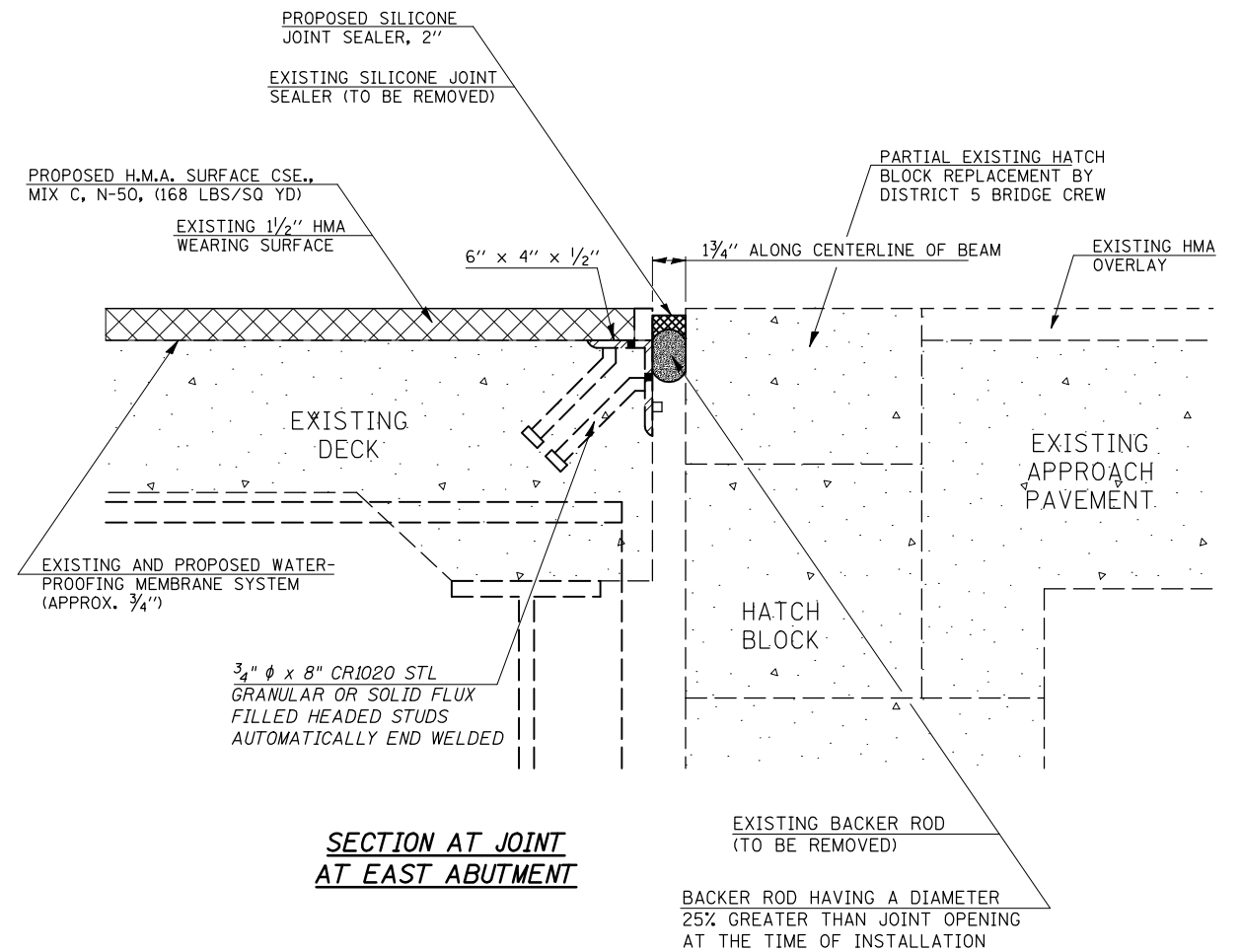
TO BE PAID FOR AS WATER-  
PROOFING MEMBRANE SYSTEM



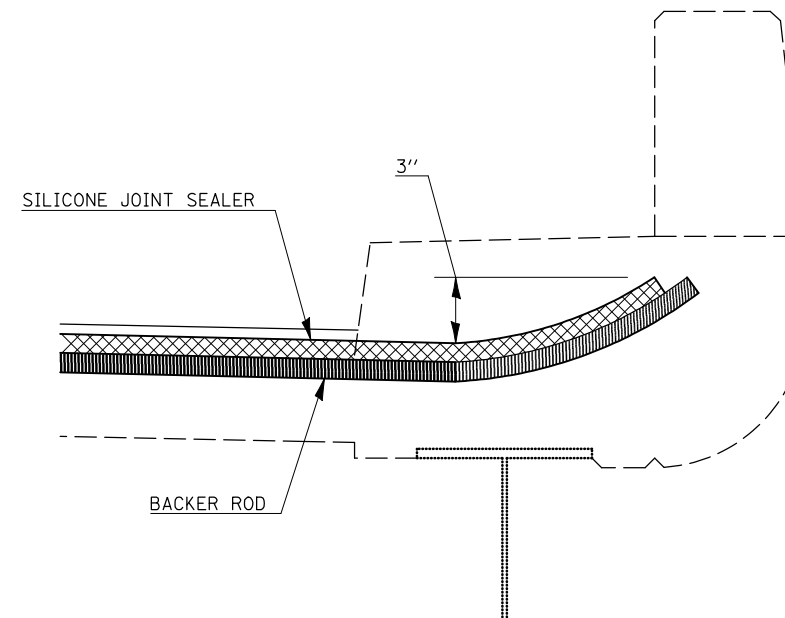
### NOTES

THIS DETAIL HAS BEEN INCLUDED TO ILLUSTRATE THE ASSOCIATED LAYERS AND CURE TIMES NECESSARY FOR THE PLACEMENT OF THE WATERPROOFING MEMBRANE SYSTEM. THIS DETAIL SHALL SUPPLEMENT, NOT SUPERSEDE, SECTION 581 OF THE STANDARD SPECIFICATIONS.

# SILICONE JOINT REPLACEMENT S.N. 023-0013 (EAST ABUTMENT ONLY)



### SECTION AT JOINT AT EAST ABUTMENT



### SECTION AT PARAPET

### NOTES

REMOVE EXISTING SILICONE JOINT SEALER AND BACKER ROD AND REPLACE WITH NEW SILICONE JOINT SEALER AND BACKER ROD.

REMOVAL OF THE EXISTING SILICONE JOINT SEALER AND BACKER ROD AND PREPARATION OF SURFACES THAT THE PROPOSED JOINT SEALER WILL BE IN CONTACT WITH IS INCLUDED IN THE COST OF SILICONE JOINT SEALER, 2". SEE SPECIAL PROVISIONS.

### BILL OF MATERIALS

ITEM	UNIT	TOTAL
SILICONE JOINT SEALER, 2"	FOOT	41.0

•91 & 332

FILE NAME =	USER NAME = carrollrt	DESIGNED - GMS	REVISED -
ct:\pw\work\p\dot\carrollrt\d0212096\Bridg	Bridge Repairs - 023-0013.dgn	DRAWN - GMS	REVISED -
	PLOT SCALE = 40.0000 ' / IN.	CHECKED -	REVISED -
	PLOT DATE = 12/10/2010	DATE -	REVISED -

**STATE OF ILLINOIS  
DEPARTMENT OF TRANSPORTATION**

**WATERPROOFING MEMBRANE SYSTEM & SILICONE JOINT REPLACEMENT  
S.N. 023-0013**

SCALE: SHEET NO. 4 OF 9 SHEETS STA. TO STA.

F.A.P. RTE.	SECTION	COUNTY	TOTAL SHEETS	SHEET NO.
•	101 BDR & CX-BJR	EDGAR	36	7
FED. ROAD DIST. NO. ILLINOIS FED. AID PROJECT			CONTRACT NO. 70873	