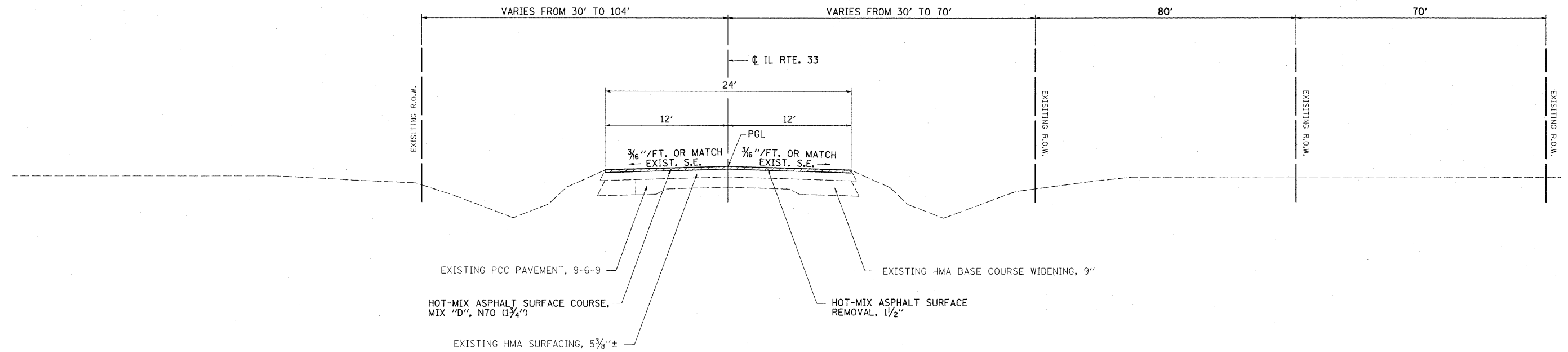


TYPICAL CROSS SECTION

689+81.63 TO 816+00.00
830+59.57 TO 1285+59.00



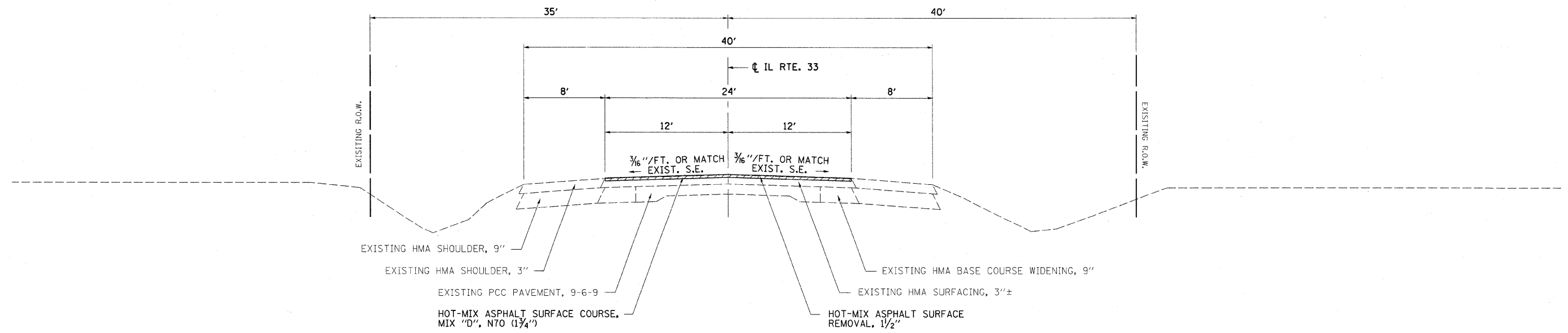
NOTE: TYPICAL NOT DRAWN TO SPECIFIC SCALE




HOT-MIX ASPHALT SURFACE REMOVAL, 1/2"

TYPICAL CROSS SECTION

816+00.00 TO 830+59.57



NOTE: TYPICAL NOT DRAWN TO SPECIFIC SCALE



HOT-MIX ASPHALT SURFACE REMOVAL, 1/2"

FILE NAME =
c:\pw_work\p\dot\swartzn\ld0241030\vd77

USER NAME = swartzn
206-shr-typical.dgn
PLOT SCALE = 5.0000 "/ IN.
PLOT DATE = 12/10/2010

DESIGNED -
DRAWN -
CHECKED -
DATE -

REVISED -
REVISED -
REVISED -
REVISED -

**STATE OF ILLINOIS
DEPARTMENT OF TRANSPORTATION**

TYPICAL CROSS SECTIONS

SCALE: NA SHEET NO. 1 OF 1 SHEETS STA. TO STA.

F.A.P. RTE.	SECTION	COUNTY	TOTAL SHEETS	SHEET NO.
95	(5,6)RS-2A	JASPER	19	4
CONTRACT NO. 74506				
ILLINOIS FED. AID PROJECT				