
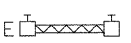


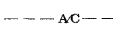




SEE TEMPORARY AERIAL CONNECTION TO EXISTING LIGHT POLE DETAIL (TYP.)

**LEGEND**

-  EXISTING LIGHTING UNIT
-  LIGHTED OVERHEAD SIGN STRUCTURE, BRIDGE MOUNTED
-  EXISTING UNIT DUCT WITH 3-1/C NO. 4, AND 1/C NO. 6 GROUND, 600V (EPR-TYPE RHW), 30MM DIA. POLYETHYLENE
-  TEMPORARY UNDERPASS LUMINAIRE, 100W HIGH PRESSURE SODIUM VAPOR ATTACHED TO ABUTMENT/PIER
-  AERIAL CABLE, 3-1/C NO. 4, ALUMINUM, WITH MESSENGER WIRE
-  TEMPORARY WOOD POLE, 12.19 METER, CLASS 4

**NOTES**

1. SEE AERIAL CABLE ATTACHED TO STRUCTURE DETAIL ON SHEET 22.
2. EACH UNDERPASS LUMINAIRE SHALL BE PROTECTED WITH 5 AMP FUSES FOR EACH PHASE CONDUCTOR. NEUTRAL CONDUCTORS SHALL HAVE A FUSE HOLDER/SLUG ASSEMBLY TO ALLOW FOR DISCONNECTION DURING MAINTENANCE.
3. TEMPORARY UNDERPASS LIGHTING SHALL BE INSTALLED AND APPROVED BY THE ENGINEER PRIOR TO THE REMOVAL OF EXISTING UNDERPASS LIGHTING SYSTEM.
4. TEMPORARY LIGHTING SHALL BE REMOVED AFTER THE PROPOSED UNDERPASS LIGHTING IS INSTALLED ACCEPTED BY THE ENGINEER.
5. THE COMPLETE TEMPORARY UNDERPASS LIGHTING SYSTEM SHALL BE PAID FOR AS "TEMPORARY UNDERPASS LIGHTING INSTALLATION AND REMOVAL".
6. FOR TEMPORARY UNDERPASS LIGHTING INSTALLATION DETAILS, SEE SHEET 24.



FILE NAME = n:\p\proj\3183\125th\design\lighting\125TH ST. 2. temporary.rvt

**CG** **Ciorba Group, Inc.**  
 CONSULTING ENGINEERS  
 5507 North Cumberland Avenue, Suite 402  
 Chicago, Illinois 60659  
 Tel. 773.775.4009 Fax 773.775.4014

|                             |                  |           |
|-----------------------------|------------------|-----------|
| USER NAME = dmorris         | DESIGNED - JMV   | REVISED - |
|                             | DRAWN - MB       | REVISED - |
| PLOT SCALE = 0.4250 M / MM. | CHECKED - JMV    | REVISED - |
| PLOT DATE = 1/16/2009       | DATE = 1/16/2009 | REVISED - |

**STATE OF ILLINOIS  
 DEPARTMENT OF TRANSPORTATION**

**FAI 57/INTERSTATE 57  
 125TH STREET OVER I-57  
 TEMPORARY LIGHTING PLAN**

SCALE: SHEET NO. 2 OF 10 SHEETS STA. TO STA.

|   |           |        |              |           |
|---|-----------|--------|--------------|-----------|
| F.A.I. RTE.                                     | SECTION   | COUNTY | TOTAL SHEETS | SHEET NO. |
| 57  | 1818.3B-R | COOK   | 58           | 16        |
| CONTRACT NO. 60862                              |           |        |              |           |
| FED. ROAD DIST. NO. - ILLINOIS FED. AID PROJECT |           |        |              |           |