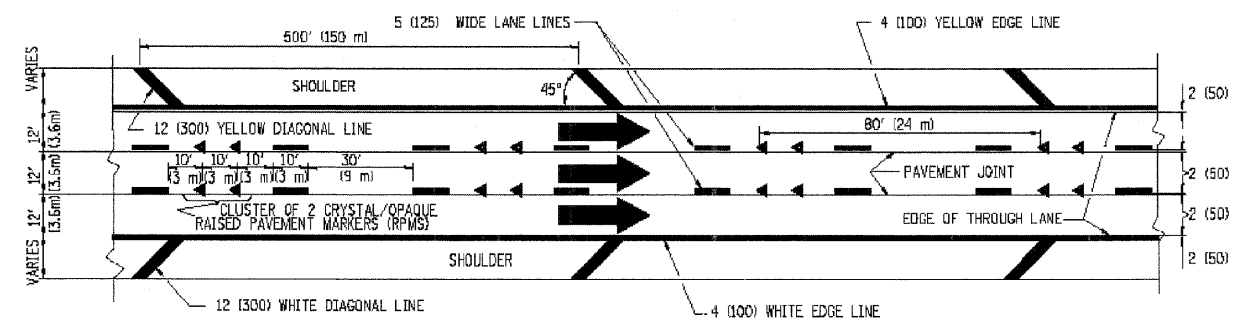


CONTRACT NO. 60021			
F.A. RTE.	SECTION	COUNTY	TOTAL SHEET NO.
94		COOK	133
STA.	TO STA.		
FED. ROAD DIST. NO.	ILLINOIS	FED. AID PROJECT	

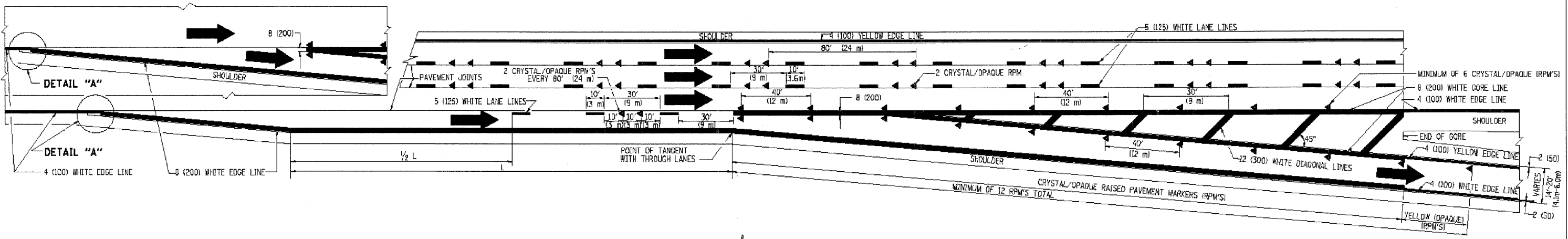
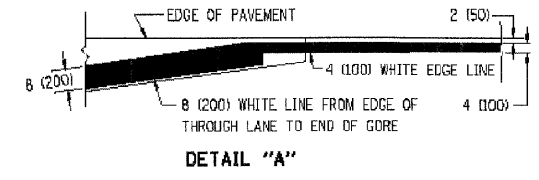
• 10405,ETC,42-7&0707RS-11

THE DIAGONAL LINES SHALL BE SPACED AT 40' (12 m) C-C ACROSS ALL STRUCTURES WHICH ARE 500' (150 m) OR LESS IN LENGTH
THE DIAGONAL LINES ARE NOT REQUIRED ON SHOULDERS WHICH ARE 6' (1.8 m) OR LESS IN WIDTH

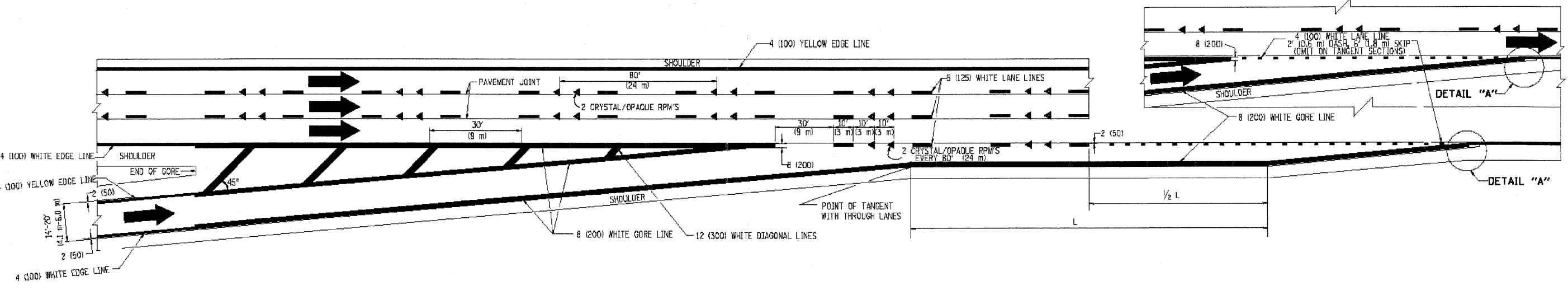


TYPICAL EDGE LINES & LANE LINES

- NOTES:
1. THERMO PLASTIC PAVEMENT MARKING LINE SHALL BE USED FOR THE EDGE LINES, GORE LINES, AND DIAGONAL LINES ON BITUMINOUS PAVEMENT ONLY.
 2. PREFORMED PLASTIC TYPE B PAVEMENT MARKING LINE SHALL BE USED FOR ALL LANE LINES ON BITUMINOUS PAVEMENT
 3. POLYUREA PAVEMENT MARKING SHALL BE USED FOR ALL MARKINGS ON PCC



TYPICAL EXIT RAMP PAVEMENT MARKINGS



TYPICAL ENTRANCE RAMP PAVEMENT MARKINGS

REVISIONS	
NAME	DATE
DWS	1/90
DWS	5/91
AH	3/96
DWS	7/96
JAF	2/06
SPB	1/07

ILLINOIS DEPARTMENT OF TRANSPORTATION
MULTI-LANE FREEWAY
PAVEMENT MARKING
DETAILS

SCALE: NONE

DRAWN BY C.A.D.D.
CHECKED BY
TC12 SHEET 1 OF 2

PLOT DATE: 3/6/2007
FILE NAME: K:\adambard\adambard.dgn
PLOT SCALE: 1/8"=1'-0"
PROJECT: I-55 DISTRICT DETAILS.dgn