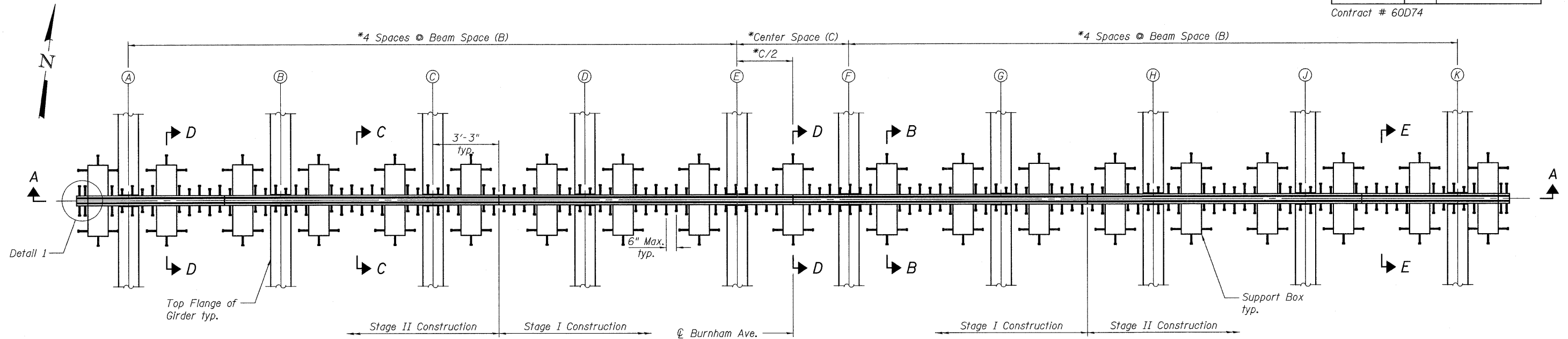
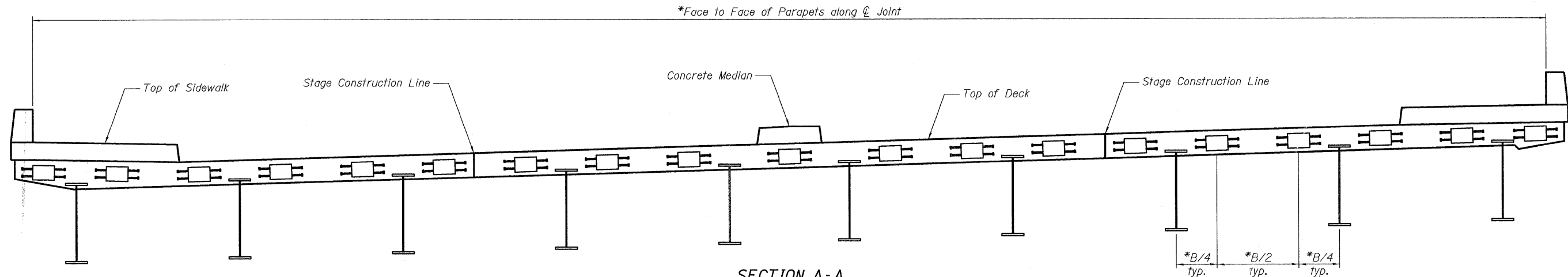


Contract # 60D74



PLAN - MODULAR EXPANSION JOINT

Joint at Pier 24 shown
*See Table A on page 14 of 34 for dimensions



SECTION A-A

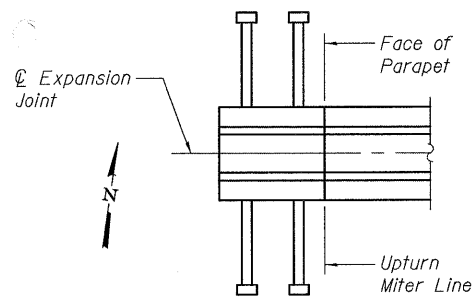
Joint at Piers 21 and 24 shown
*See Table A on page 14 of 34 for dimensions

NOTES:

1. Modular Expansion Joint shall be designed in accordance with the 2002 AASHTO Specifications for HS-20 truck loading with impact.
2. The expansion joint device shall be prefabricated modular assembly with multiple support bars and separation beams providing a continuous seal across the joint.
3. Joint shall be fabricated and installed according to the manufacturer's recommendations and as shown in Special Provisions for Modular Expansion Joint and as approved by the Engineer.
4. Joint shall be fabricated to conform to the roadway profile and cross-slopes.
5. All steel for the sliding plates (cover plates) shall be galvanized by the hot dip process in the shop according to AASHTO M111 (ASTM A123).
6. Modular Expansion Joints shall be assembled in their final relative position with the ends in place for shop inspection and acceptance.
7. All Splices of center beams and edge beams located in the roadway shall be full penetration welds. (Upturn splices within parapet may be partial penetration welds).
8. No aluminum components shall be allowed.
9. See sheet 10 of 35 for deck reinforcement plans.
10. Provide Temporary Support of End of Modular Joint by tying Studs to Deck Reinforcement.
11. Modular Expansion Joint shall be shipped in one piece unless noted.
12. All exposed structural steel elements such as separation beams, edge beams, support bars, sliding plate assemblies, and cover plates shall be fabricated with AASHTO M270 grade 50 ksi steel.
13. Concrete Anchor studs attached to the modular expansion joint shall conform to the requirements of article 1006.32 of the Standard Specifications. The cost of all Concrete Anchor Studs shall be included with "Modular Expansion Joint, 6" or "Modular Expansion Joint-Swivel, 6".
14. See sheet 16 of 35 for Sections B-B, C-C, D-D, and E-E

BILL OF MATERIAL

Item	Unit	Total
Modular Expansion Joint, 6"	Foot	229
Modular Expansion Joint-Swivel, 6"	Foot	79



DETAIL 1

<p>Excellence through Ownership</p> <p>200 West Front Street Wheaton, IL 60187</p>	<p>ILLINOIS DEPARTMENT OF TRANSPORTATION MODULAR JOINT AT PIER 24 BURNHAM AVE OVER STATE ST, R.R. & RIVER FAU RTE 2943 SECTION 1212.8-I-1 COOK COUNTY STATION 231+79.04 STRUCTURE NO. 016-0806</p>
	<p>DATE: 1-14-2009</p> <p>DRAWN BY LCM CHECKED BY BLB</p>