SIGN DETAIL
1:10

SIGN PANEL DETAIL #5

SIGN NUMBER	name
WIDTH x HIGHT.	4'-0" x 1'-9"
BORDER WIDTH	0.63"
CORNER RADIUS	1.5"
MOUNTING	Ground
BACKGROUND	TYPE: Reflective
	COLOR: Orange
LEGEND/BORDER	TYPE: Reflective
	COLOR: Black/Black

SYMBOL	ROT	X	Y	WID	HT

Panel Style: construction_guide.ssi
Dimensions are in inches.tenths

Letter locations are panel edge to lower left corner

LETTER POSITIONS (X)

									LENGTH	SERIES/SIZE
C	L	E	A	R	A	N	C	E		EM 2000
6.2	10.3	13.9	17.3	22.1	25.8	30.5	34.7	39.8	35.6	4
1	3	'	–	0	"					EM 2000
16.3	18.3	22.1	23.2	25.1	29.4				15.4	4

SIGN DETAIL
1:10



SIGN PANEL DETAIL #6

SIGN NUMBER	name
WIDTH x HIGHT.	4'-0" x 3'-6"
BORDER WIDTH	0.63"
CORNER RADIUS	1.5"
MOUNTING	Ground
BACKGROUND	TYPE: Reflective
	COLOR: Orange
LEGEND/BORDER	TYPE: Reflective
	COLOR: Red/Black

SYMBOL	X	Y	WID	HT
M1_1	2	11.5	12	12
M1_1	18	11.5	12	12
M1_1	34	11.5	12	12

Panel Style: construction_guide.ssi
Dimensions are in inches.tenths

Letter locations are panel edge to lower left corner

LETTER POSITIONS (X)

										LENGTH	SERIES/SIZE
N	B		L	a	S	A	L	L	E		EM
5	9.2	12.4	16.4	20.1	23.7	27.7	32.5	36.3	40.1	38.1	4.3
T	O										EM
20.4	24.2									7.1	4
O	P	E	N								EM
16.2	20.6	24.8	28.6							15.5	4

SIGN DETAIL
1:10

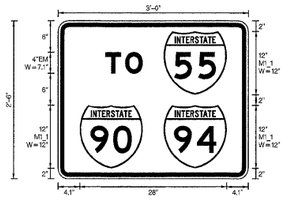

SIGN PANEL DETAIL #7

SIGN NUMBER	name
WIDTH x HIGHT.	3'-0" x 2'-6"
BORDER WIDTH	0.63"
CORNER RADIUS	1.5"
MOUNTING	Overhead
BACKGROUND	TYPE: Reflective
	COLOR: Orange
LEGEND/BORDER	TYPE: Reflective
	COLOR: Red/Black

SYMBOL	X	Y	WID	HT
M1_1	20.1	16	12	12
M1_1	4.1	2	12	12
M1_1	20.1	2	12	12

Panel Style: construction_guide.ssi
Dimensions are in inches.tenths

Letter locations are panel edge to lower left corner

LETTER POSITIONS (X)

		LENGTH	SERIES/SIZE
T	O		EM
9	12.6	7.1	4

SIGN DETAIL
1:10

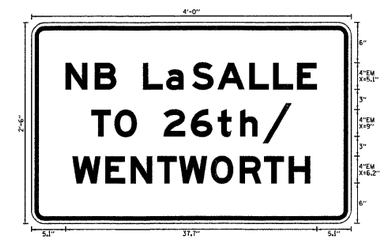

SIGN PANEL DETAIL #8

SIGN NUMBER	name
WIDTH x HIGHT.	4'-0" x 2'-6"
BORDER WIDTH	0.63"
CORNER RADIUS	1.5"
MOUNTING	Ground
BACKGROUND	TYPE: Reflective
	COLOR: Orange
LEGEND/BORDER	TYPE: Reflective
	COLOR: Black/Black

SYMBOL	ROT	X	Y	WID	HT

Panel Style: construction_guide.ssi
Dimensions are in inches.tenths

Letter locations are panel edge to lower left corner

LETTER POSITIONS (X)

										LENGTH	SERIES/SIZE
N	B		L	a	S	A	L	L	E		EM 2000
5.1	9.5	12.7	16.7	20.2	24.1	27.9	32.7	36.3	39.9	37.7	42.9
T	O		2	6	t	h	/				EM 2000
9	12.5	15.9	19.9	23.9	28	31.3	34.8			30.1	42.9
W	E	N	T	W	O	R	T	H			EM 2000
6.2	11.1	14.9	18.9	22.2	27	31.3	35	38.6		35.7	4

SGN-02

FILE NAME = P:_2008\CIX15800\Cadd\Sheet\Sign Panel Detail.dgn	DESIGNED - NJY	REVISED -	STATE OF ILLINOIS DEPARTMENT OF TRANSPORTATION
JE JACOBS	DRAWN - NJY	REVISED -	
	CHECKED - TAI	REVISED -	
PLOT DATE = 1/29/2009	DATE - 01/13/09	REVISED -	

F.A.P. 392 FRANKLIN CONNECTOR (AT 26th STREET AND AT I-55 FRONTAGE ROAD B)

SIGN PANEL DETAILS

SCALE: NONE | SHEET NO. OF SHEETS | STA. TO STA.

F.A.P RTE.	SECTION	COUNTY	TOTAL SHEETS	SHEET NO.
392	1717.2-3B-R	COOK	114	20

CONTRACT NO. 62197

FED. ROAD DIST. NO. | ILLINOIS | FED. AID PROJECT