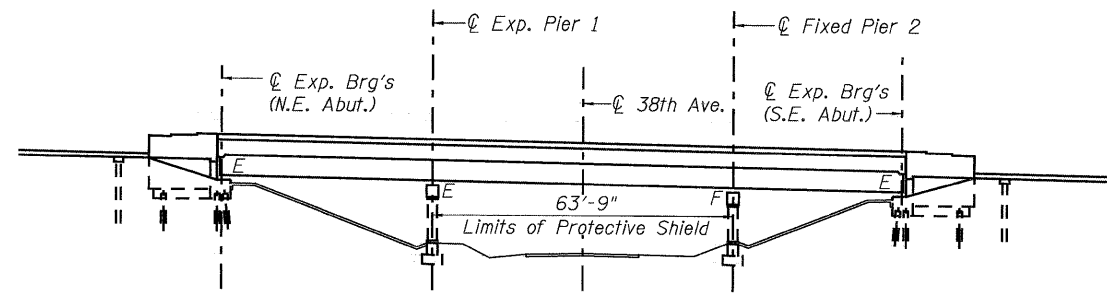


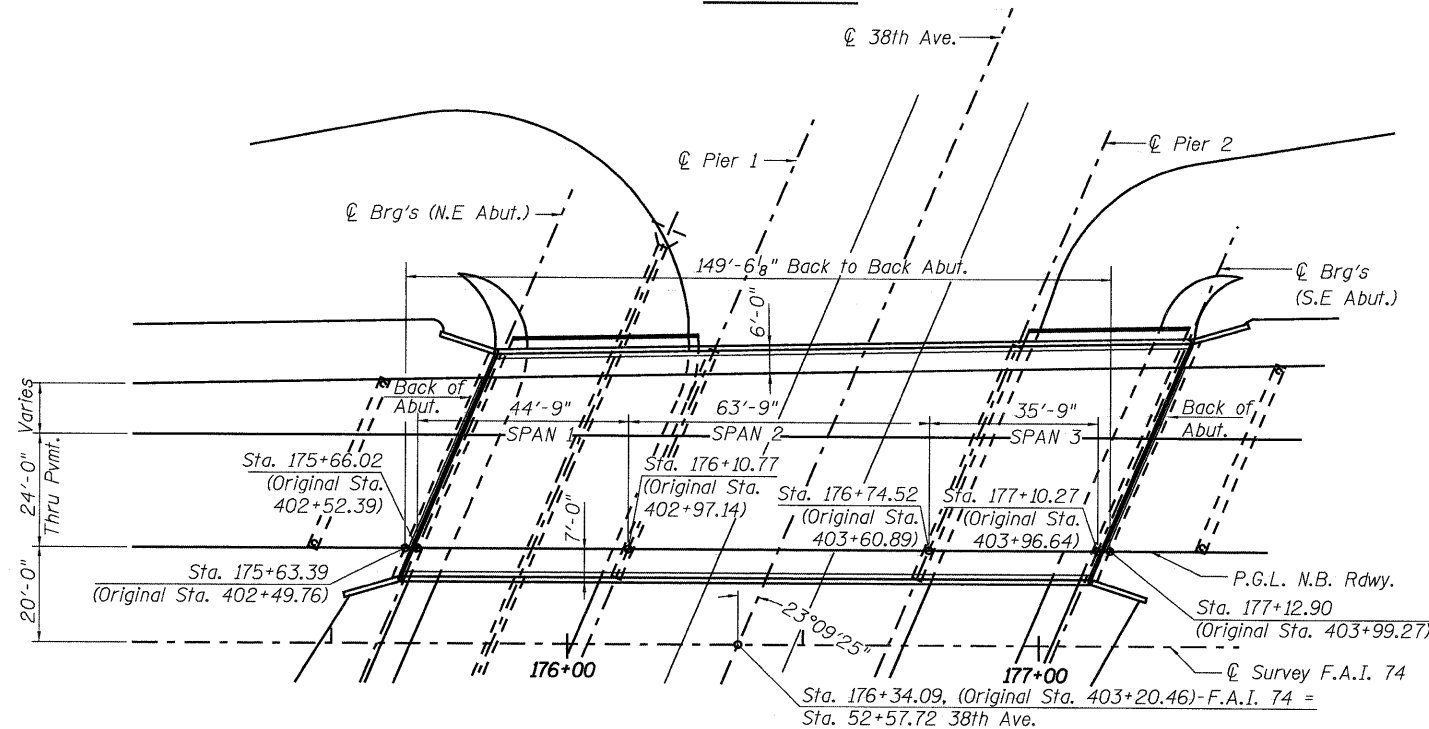
STATE OF ILLINOIS
DEPARTMENT OF TRANSPORTATION

ROUTE NO.	SECTION	COUNTY	SHEET	SHEET NO.
FAI 74	*	ROCK ISLAND	246	222
FED. ROAD DIST. NO. 7	ILLINOIS	FED. AID PROJECT		11 SHEETS

* 81 (1-2, 1, 2-2) RS-1 & M



ELEVATION



PLAN

GENERAL NOTES

No field welding is permitted except as specified in the contract documents.

Existing reinforcement bars extending into the removal areas shall be cleaned, straightened and incorporated into the new construction. Any reinforcement bars that are damaged during concrete removal shall be replaced with an approved bar splicer or anchorage system. Cost included with Concrete Removal.

Reinforcement bars shall conform to the requirements of ASTM A 706 Gr. 60. See Special Provisions.

Reinforcement bars designated (E) shall be epoxy coated.

Plan dimensions and details relative to existing plans are subject to routine variations. The Contractor shall field verify existing dimensions and details affecting new construction and make necessary approved adjustments prior to construction or ordering materials. Such variations shall not be cause for additional compensation for a change in scope of work, however, the Contractor will be paid for the quantity actually furnished at the unit price bid for work.

Prior to pouring the new concrete deck, all heavy or loose rust, loose mill scale, and all other loose, potentially detrimental foreign material shall be removed from the surfaces in contact with concrete. Tightly adhered paint may remain unless otherwise noted. Removal shall be accomplished by methods that will not damage the steel and the cost will be included in the pay item covering removal of the existing concrete.

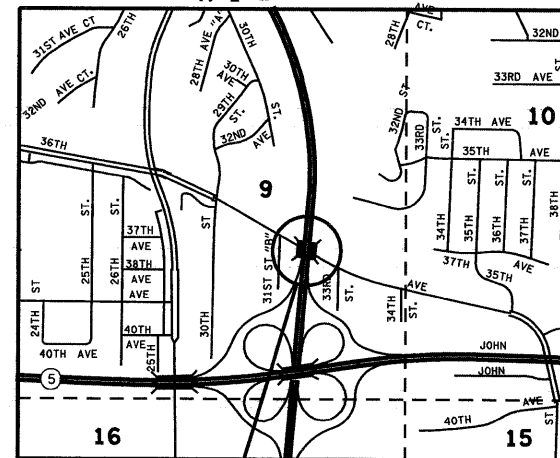
As directed by the Engineer, existing construction accessories welded to the top flange of beams and girders shall be removed. The weld areas shall be ground flush and inspected for cracks using magnetic particle testing (MT) or dye penetrant testing (PT) by an individual acceptable to the Engineer. Any cracks that can not be removed by grinding, in. deep shall be identified and reported to the bureau of Bridges and Structures for further disposition. The cost of removing welded accessories, grinding and inspecting weld areas and grinding cracks will be paid for according to Article 109.04 of the Standard Specifications.

The existing structural steel coating contains lead. The contractor shall take appropriate precautions to deal with the presence of lead on this project.

Quantities of Deck Slab Repair (Full Depth, Type I), Deck Slab Repair (Full Depth, Type II) and Deck Slab Repair (Partial) are approximated. Locations will be determined by the Resident Engineer following removal of the 2" Concrete Overlay. Actual repair locations shall be shown on the as-built plans. Contractor will be paid for the quantities furnished.

Joint openings shall be adjusted according to article 520.04 of the standard specifications when the deck is poured of an ambient temperature other than 50° F.

R-1-W



PROJECT LOCATION
LOCATION PLAN

TOTAL BILL OF MATERIAL

ITEM	UNIT	QUANTITY
Polymerized HMA surface Course Mix "E", N70	TON	66.6
Concrete Removal	CU. YD.	15.8
Concrete Superstructure	CU. YD.	15.8
Reinforcement Bars, Epoxy Coated	POUND	2080
Bar Splicers	EACH	22
Protective Shield	SQ. YD.	330
Waterproofing Membrane System	SQ. YD.	746.2
Bridge Deck Scarification	SQ. YD.	740.5
Preformed Joint Strip Seal	FOOT	107
Structural Repair of Concrete (Depth > 5")	SQ. FT.	27
Deck Slab repair (Full Depth, Type I)	SQ. YD.	70
Deck Slab repair (Full Depth, Type II)	SQ. YD.	70
Deck Slab repair (Partial)	SQ. YD.	20
Diamond Grinding (Bridge Section)	SQ. YD.	746.2

STATE OF ILLINOIS
DAVID
F. MAXWELL
081-005455
ST. LOUIS, MO.
LICENSED STRUCTURAL ENGINEER

David F. Maxwell
David F. Maxwell, S.E.
Date: 9/10/08
My registration expires November 30, 2018.

Reg. No. 081-005455

PLAN AND ELEVATION
F.A.I. 74 (OVER 38TH AVE.)
ROCK ISLAND COUNTY
STRUCTURE NO. 081-0110

DESIGNED	DFM
CHECKED	DSG
DRAWN	EBS
CHECKED	DFM