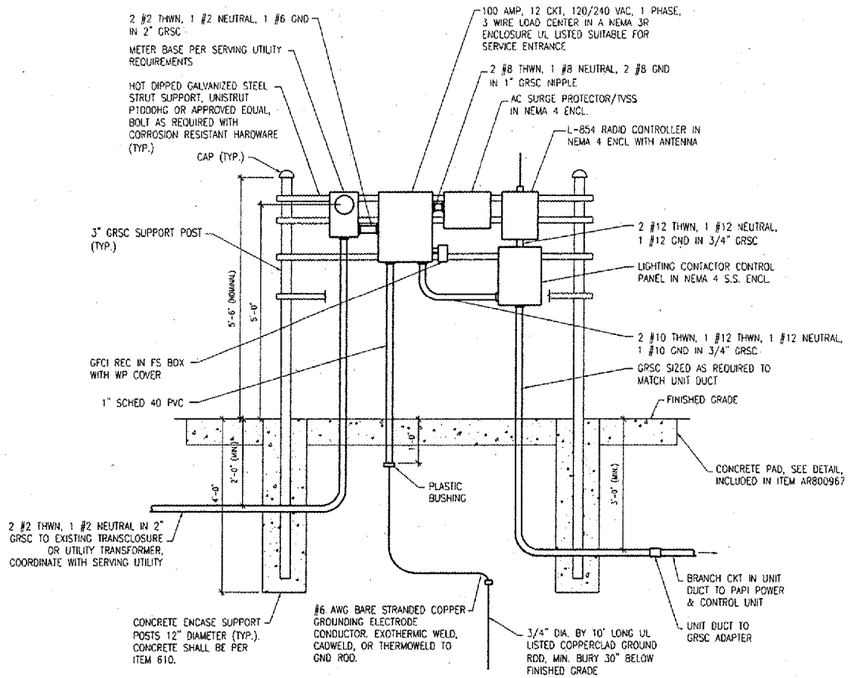

SECONDARY POWER DISTRIBUTION ELEVATION (FOR RUNWAY 26 PAPI)

NOTES:

1. LOCATE SUPPORT STRUCTURE AS SHOWN ON THE PLANS AND COORDINATE WITH RESIDENT ENGINEER.
2. COORDINATE ELECTRIC SERVICE ENTRANCE WORK WITH THE SERVING ELECTRIC UTILITY COMPANY & THE AIRPORT MANAGER/AIRPORT AUTHORITY.
3. ALL ENCLOSURES RATED NEMA 3R, 4, OR 4X SHALL HAVE WATER-TIGHT HUBS AT CONDUIT ENTRIES. UL LISTED NEMA 4, 4X FOR THE RESPECTIVE ENCLOSURE TO MAINTAIN THE NEMA 3R, 4, 4X RATING.
4. GRSC DENOTES GALVANIZED RIGID STEEL CONDUIT.
5. ALL WORK PAID UNDER AR800967.

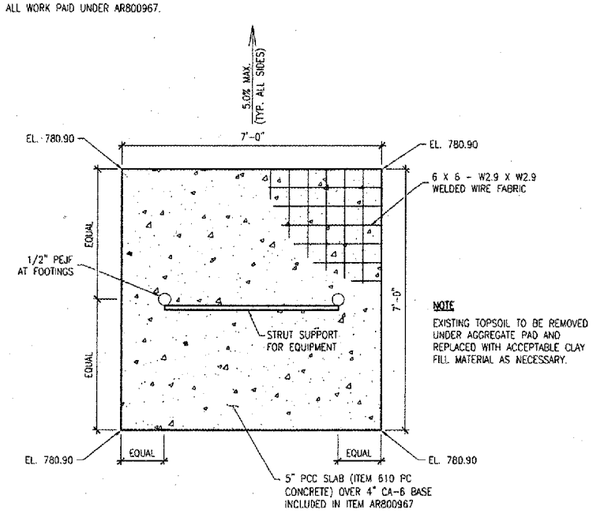

NOTE

EXISTING TOPSOIL TO BE REMOVED UNDER AGGREGATE PAD AND REPLACED WITH ACCEPTABLE CLAY FILL MATERIAL AS NECESSARY.

CONCRETE PAD AROUND PANEL

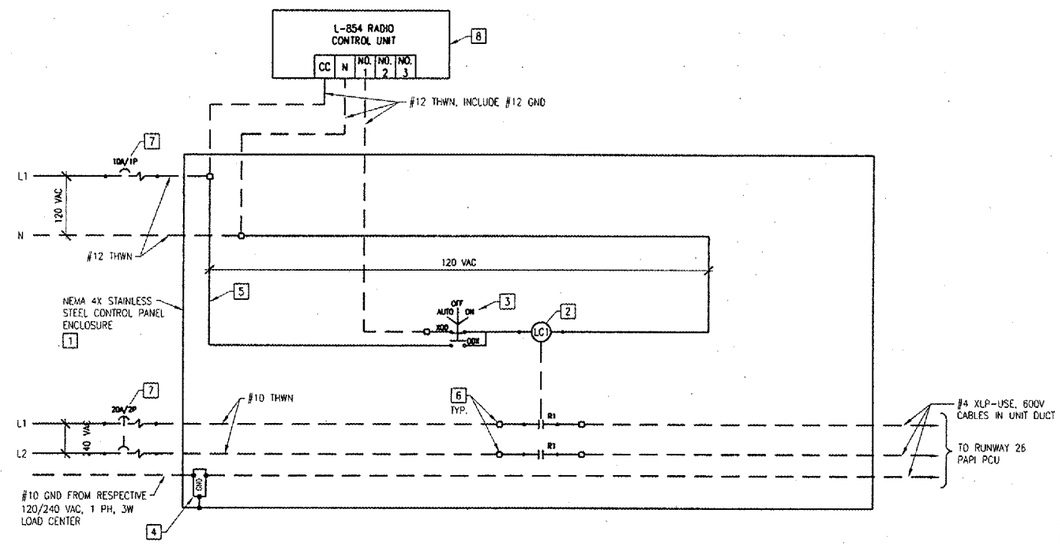

LIGHTING CONTRACTOR CONTROL PANEL FOR RUNWAY 26 PAPI

KEYED NOTES

1. UL LISTED NEMA 4X STAINLESS STEEL CONTROL PANEL ENCLOSURE ADEQUATELY SIZED TO HOLD THE RESPECTIVE COMPONENTS AND EQUIPMENT. INCLUDE LEGEND PLATES LABELED "LIGHTING CONTACTOR FOR RUNWAY 26 PAPI".
2. 30 AMP, 600 VAC, 2 POLE ELECTRICALLY HELD LIGHTING CONTACTOR WITH 120 VAC COIL, SQUARE D CLASS 8903 TYPE SM01V02, OR APPROVED EQUAL.
3. THREE-POSITION MAINTAINED CONTACT "HAND-OFF-AUTO" SELECTOR SWITCH, HEAVY DUTY, WATERTIGHT/OIL TIGHT (NEMA 4/13), SQUARE D CLASS 9001, TYPE KS43FBH13 OR APPROVED EQUAL. INCLUDE LEGEND PLATE LABELED "AUTO-OFF-ON". MOUNT SELECTOR SWITCH ON PANEL INTERIOR WITH MOUNTING BRACKET.
4. EQUIPMENT GROUNDING BAR: PROVIDE A GROUNDING BAR MOUNTED AND BONDED INSIDE THE PANEL ENCLOSURE, ADEQUATELY SIZED TO ACCOMMODATE ALL GROUND CONDUCTORS TO OR FROM THE CONTROL PANEL.
5. CONTROL WIRING SHALL BE SIZED AS REQUIRED PER NEC MINIMUM #12 AWG TYPE MTW, THW, OR THWN, COPPER. TERMINAL BLOCKS FOR CONTROL WIRING SHALL BE 600 VOLT, WITH AMPERAGE RATINGS IN CONFORMANCE WITH NEC TABLE 310-16 USING 75 DEGREE C WIRE FOR THE RESPECTIVE WIRE LUG RANGE, BOX LUG TYPE, SQUARE D CLASS 9080, TYPE G, OR APPROVED EQUAL.
6. TERMINAL BLOCKS FOR BRANCH CIRCUITS SHALL BE SQUARE D CLASS 9080, TYPE G, OR APPROVED EQUAL SIZED AS REQUIRED FOR THE RESPECTIVE CONDUCTORS.
7. BRANCH CIRCUIT BREAKER FROM THE RESPECTIVE PANELBOARD.
8. L-854 RADIO CONTROL UNIT IN A NEMA 4 WEATHERPROOF ENCLOSURE WITH ANTENNA.

NOTES

1. PAPI'S SHALL BE ACTIVATED BY RADIO CONTROL IN AUTOMATIC MODE AS FOLLOWS:
   3 CLICKS - ON
   5 CLICKS - REMAIN ON
   7 CLICKS - REMAIN ON
2. LEGEND PLATES: LEGEND PLATES SHALL BE REQUIRED FOR THE CONTROL PANEL, SELECTOR SWITCH, AND TO IDENTIFY THE RESPECTIVE INPUT AND OUTPUT BRANCH CIRCUITS. LEGEND PLATES SHALL BE WEATHERPROOF AND ABRASION RESISTANT PHENOLIC MATERIALS. LETTERING SHALL BE 1/2" HIGH BLACK ON WHITE BACKGROUND, UNLESS OTHERWISE NOTED.

DETAILS SHOWN ARE NOT TO SCALE

HANSON

HANSON PROFESSIONAL SERVICES INC.
815 Commerce Drive Suite 200
Oak Brook, Illinois 60523
Telephone: 630.990.3800
Fax: 630.990.3801

City of Dixon

CITY OF DIXON, ILLINOIS
Post Office Box 386
Dixon, Illinois 61021
Telephone: 815.288.1485

DIXON MUNICIPAL AIRPORT
CHARLES R. WALGREEN FIELD
OVERLAY RUNWAY 8-26,
REHABILITATE HANGAR PAVEMENTS

AIP PROJECT NO. 3-17-0036-B5
IDA PROJECT NO. C73-3313

No.	Drawing Issue Description	Date	By
1	ADDENDUM 01	04/01/04	TMM

Date: 12 MARCH 2004

Sheet Title: SECONDARY POWER DISTRIBUTION PANEL AND LIGHTING CONTACTOR DETAILS

Project Number: 84303B8004/C8005

Layout By: KNL — Date: 03/26/04

Designed By: --- — Date: ---

Reviewed By: MV — Date: ---

Drawn By: ---

1-103\C8005\C8005\84303B8004\DRAWINGS\REVISION 11-17-SERVICE PANEL.DWG APR 01, 2004 5:54PM RMM