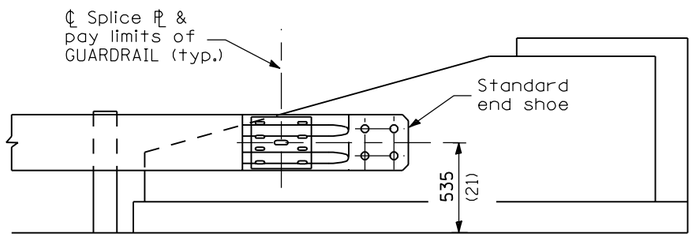

ELEVATION

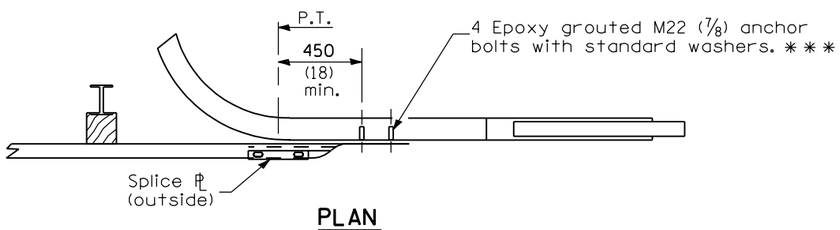

PLAN

CURVED WING

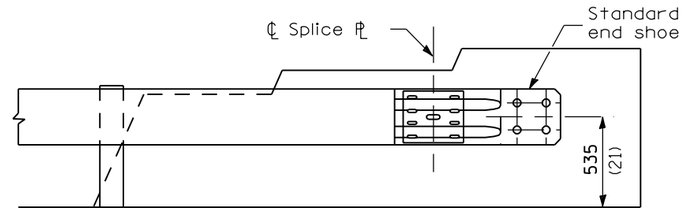

ELEVATION

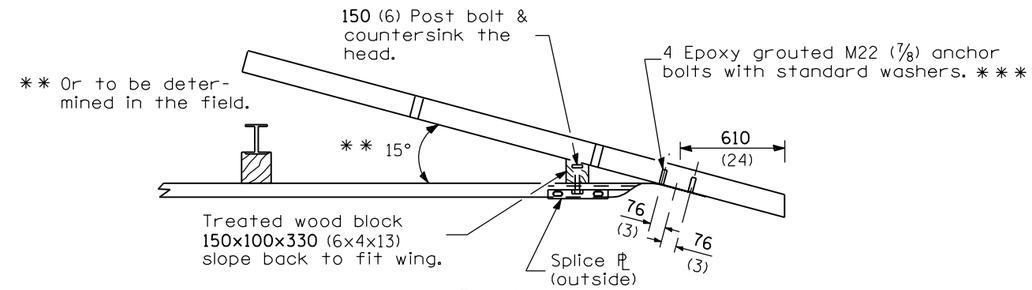

PLAN

FLARED WING

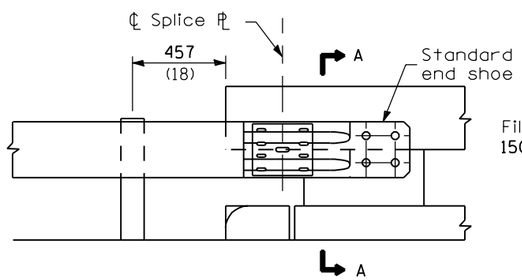

ELEVATION

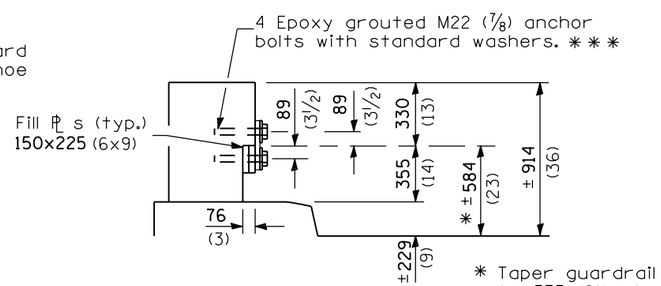

* Taper guardrail
to 535 (21) at
second post.

SECTION A-A
(HIGH RAIL)

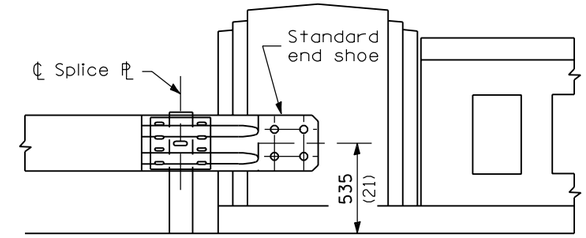

ELEVATION

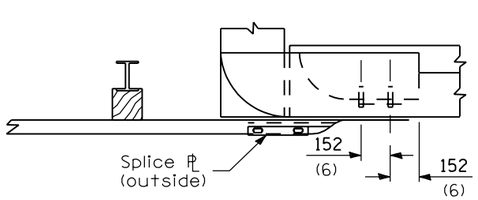

PLAN

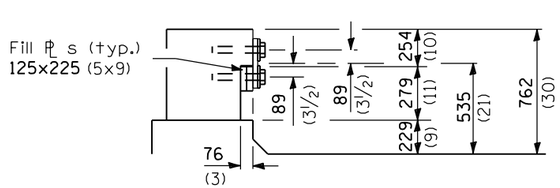

SECTION A-A
(LOW RAIL)

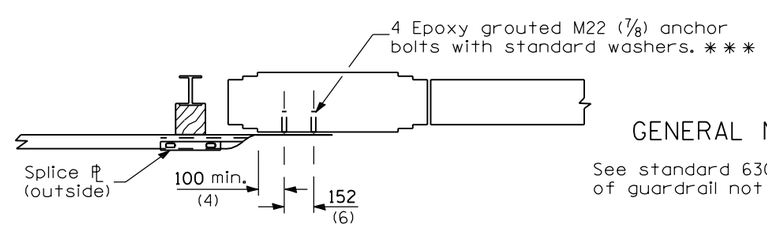

PLAN

CONCRETE HANDRAIL

GENERAL NOTES

See standard 630001 or details of guardrail not shown.

*** After tightening, cut the anchor bolts flush with nuts, and damage the bolt head to prevent it from loosening.

All dimensions are in millimeters (inches) unless otherwise shown.

REINFORCED CONCRETE HANDRAIL

Illinois Department of Transportation

PASSED January 1, 2002
ENGINEER OF POLICY AND PROCEDURES
APPROVED January 1, 2002
ENGINEER OF DESIGN AND ENVIRONMENT

ISSUED 1-1-97

DATE	REVISIONS
1-1-02	Revised M22 (7/8) Bolts.
10-1-98	Revised to wooden
	block-out.

TRAFFIC BARRIER TERMINAL TYPE 10

STANDARD 631046-02