








See Standard 701400 for approach start of lane closure taper

SYMBOLS

-  Arrow board
-  Work area
-  Worker
-  Sign
-  Direction indicator barricade with steady burn monodirectional light
-  Type II barricade, drum, or vertical barricade with steady burn monodirectional light
-  Flagger with traffic control sign

- ① Reflectorized temporary pavement marking tape shall be placed throughout the taper and for 90 m (300') along-side the work area when the closure time is greater than fourteen days. The edge line shall be white for right lane closure and yellow for left lane closures. Temporary raised reflectorized pavement markers at 8 m (25') centers shall be used to supplement the pavement marking tape.
- ② Work Zone speed limit signs and FLAGGER signs shall be moved as necessary to maintain the required spacing between the signs and the workers in each separate work activity.

GENERAL NOTES

This Standard is used where at any time any vehicle, equipment, workers or their activities will encroach on the lane adjacent to the shoulder, or on the shoulder within 600 mm (24") of the edge of pavement.

This Standard must always be used in combination with Standard 701400.

This Standard also applies when work is being performed in the left lane. Under these conditions, the set up would be a mirror image to what is shown.

A check barricade shall be placed in the middle of the closed lane and at the shoulder at 300 m (1000') centers.

All dimensions are in millimeters (inches) unless otherwise shown.

Illinois Department of Transportation

APPROVED January 1, 2005
ENGINEER OF OPERATIONS

APPROVED January 1, 2005
ENGINEER OF DESIGN AND ENVIRONMENT

ISSUED 1-1-97

DATE	REVISIONS
1-1-05	Revised the first general note.
4-15-04	Revised signs and notes.

**LANE CLOSURE,
FREEWAY/EXPRESSWAY**

STANDARD 701401-03