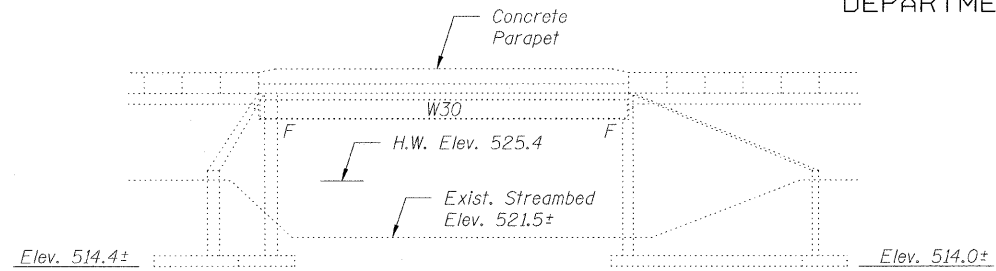
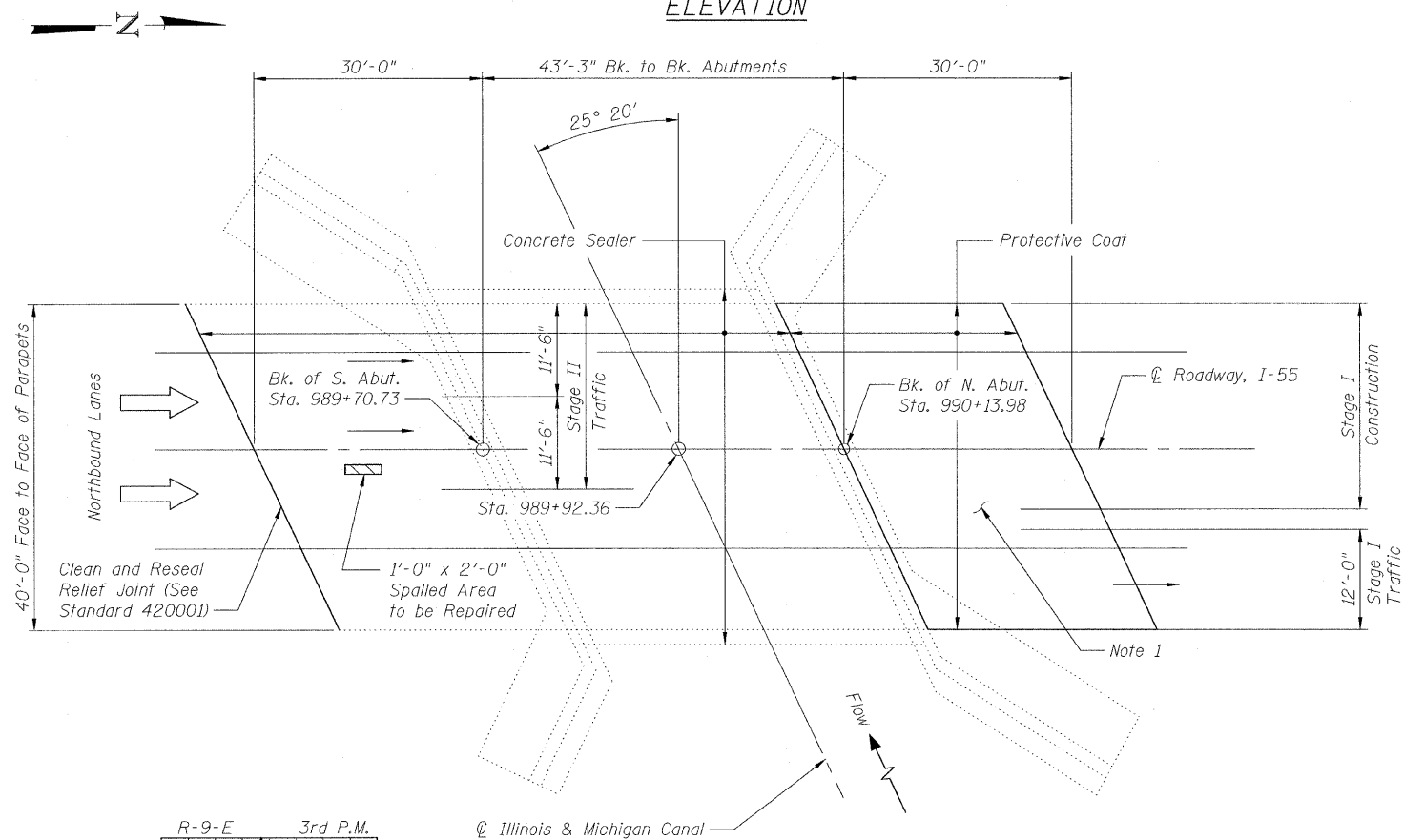


STATE OF ILLINOIS
DEPARTMENT OF TRANSPORTATION



ELEVATION



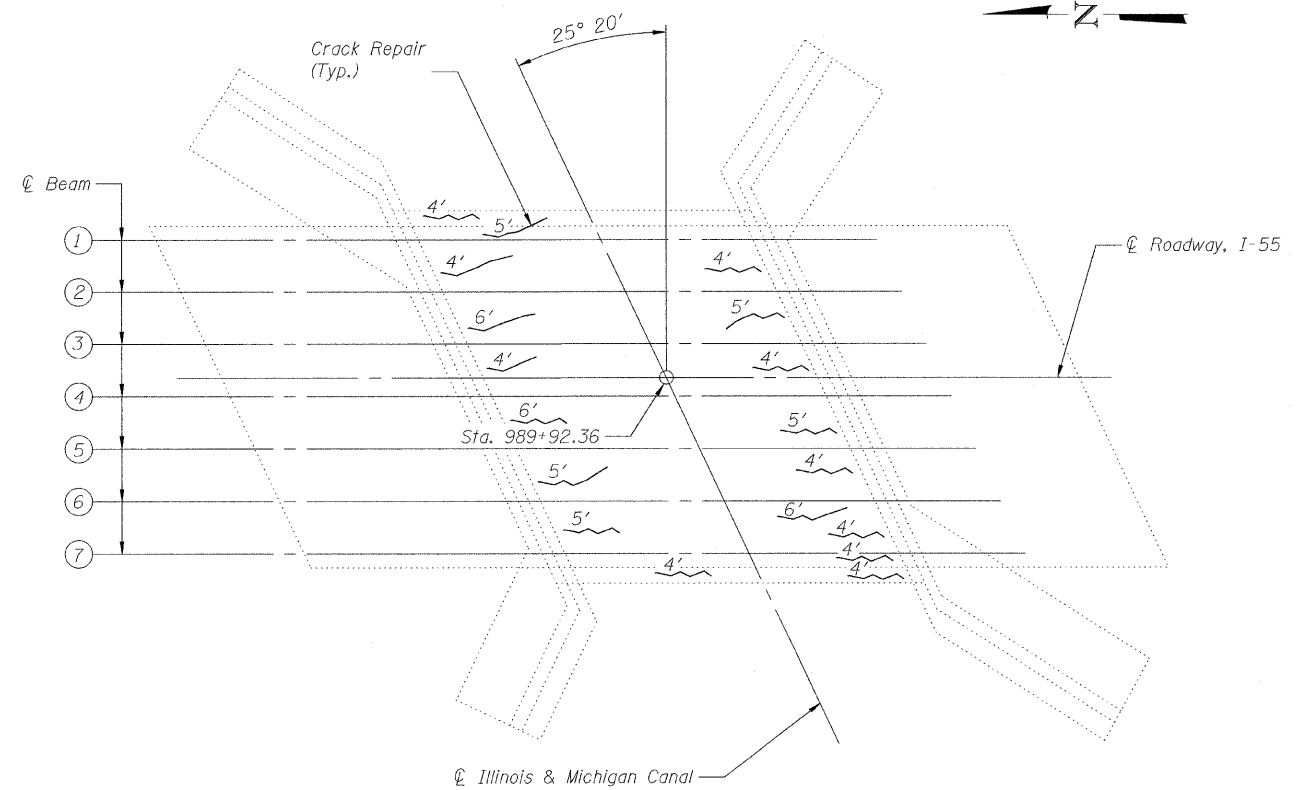
PLAN

GENERAL NOTES

Plan dimensions and details relative to existing plans are subject to nominal construction variations. The Contractor shall field verify existing dimensions and details affecting new construction and make necessary approved adjustments prior to construction or ordering of materials. Such variations shall not be cause for additional compensation for a change in scope of the work, however, the Contractor will be paid for the quantity actually furnished at the unit price bid for the work.

NOTES

1. Remove and replace north approach pavement, see details, Sheets 4 thru 6.



BOTTOM OF DECK PLAN

TOTAL BILL OF MATERIAL

Item	Unit	Total
Concrete Superstructure	Cu. Yd.	60
Concrete Structures	Cu. Yd.	13.7
Reinforcement Bars, Epoxy Coated	Pound	15,500
Protective Coat	Sq. Yd.	134
Approach Slab Removal	Sq. Yd.	134
Bridge Deck Grooving	Sq. Ft.	118
Concrete Sealer	Sq. Ft.	3233
Epoxy Crack Injection	Foot	83
Structural Repair of Concrete (Depth equal to or less than 5 in.)	Sq. Ft.	16
Clean and Reseal Relief Joint	Foot	46.4
Approach Slab Repair (Partial)	Sq. Yd.	0.22

* To be applied to Deck Surface, Parapet Face and Parapet Top

LEGEND



Partial Depth
Approach Slab Patching

INDEX OF SHEETS

1. General Plan
2. Construction Staging
3. Substructure Repairs
4. Bridge Approach Slab Details
5. Bridge Approach Slab details
6. Bar Splicer Assembly

GENERAL PLAN
I-55 NORTHBOUND OVER
ILLINOIS & MICHIGAN CANAL
SEC. 86(VB-I-R, B-R-I, B-I-BR)
WILL COUNTY
STATION 989+92.36
STRUCTURE NO. 099-0289

SHEET NO. 1 6 SHEETS	F.A.I. RTE.	SECTION	COUNTY	TOTAL SHEETS	SHEET NO.
	55	99 (1&2) R5-12	WILL	110	72
CONTRACT NO. 60K04					
FED. ROAD DIST. NO. _ ILLINOIS FED. AID PROJECT					



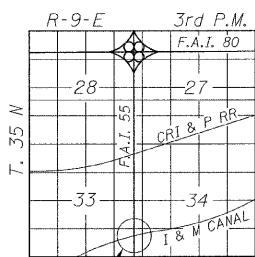
3/18/2010



ABNA
9901 S. Western Ave.
Chicago, IL 60643
Ph. 773-881-4788
F: 773.239.3728

DESIGN FIRM REG. 184.002117

DESIGNED	TPP
CHECKED	RJL
DRAWN	JS/SCS
CHECKED	TPP



LOCATION SKETCH