

**GENERAL NOTES:**

1. AT THE START OF THE PROJECT THE CONTRACTOR SHALL ASSUME RESPONSIBILITY FOR MAINTENANCE OF ALL THE EXISTING ELECTRICAL AND LIGHTING SYSTEMS AND THE PERMANENT LIGHTING ON SITE AT ALL TIMES AS SPECIFIED IN SECTION 801 IN THE STANDARD SPECIFICATIONS AND AS SPECIFIED IN THE CONTRACT DOCUMENTS. CONTRACTOR TO INSTALL IN-LINE FUSES TO PROTECT THE CIRCUITS NOT AFFECTED BY THIS CONTRACT. MAINTENANCE OF THE LIGHTING SYSTEMS SHALL BE INCLUDED IN THE CONTRACT ELECTRICAL PAY ITEMS. SEPARATE PAYMENT WILL NOT BE MADE.
2. THE CONTRACTOR SHALL REQUEST A FORMAL MAINTENANCE TRANSFER BEFORE STARTING ANY WORK. THE CONTRACTOR SHALL CONTACT CITY OF EVANSTON MAINTENANCE TO ARRANGE FOR INSPECTION AND INVENTORY OF LIGHTING SYSTEM BEFORE MAINTENANCE TRANSFER.
3. IT SHALL BE CONTRACTOR'S RESPONSIBILITY TO MARK THE PROPOSED LOCATIONS OF ALL LIGHT POLES. THE RESIDENT ENGINEER SHALL EXAMINE THE PROPOSED LOCATIONS AND SHALL CONFIRM THEM BEFORE THE LIGHT POLE FOUNDATIONS ARE INSTALLED.
4. A GROUND ROD SHALL BE INSTALLED AT EACH LIGHT POLE FOUNDATION, LIGHTING CONTROLLER, AND POWER DISTRIBUTION CENTER AS INDICATED ON THE PLAN DETAILS.
5. THE CONTRACTOR SHALL MAKE SPECIAL NOTE OF THE REQUIREMENTS FOR GROUNDING. THE GROUNDING CONNECTIONS AT THE FOUNDATIONS SHALL BE MADE BY EXOTHERMIC WELDING. THE GROUNDING CONNECTIONS SHALL BE INSPECTED AND APPROVED BY THE RESIDENT ENGINEER PRIOR TO POURING CONCRETE OR BACK FILLING, AS APPLICABLE.
6. THE CONTRACTOR SHALL MAKE SPECIAL NOTE OF THE SPECIFIED REQUIREMENTS FOR BURIED WARNING TAPE FOR THE TRENCHING AND BACK FILLING FOR ROADWAY LIGHTING. THE INSTALLATION OF THE WARNING TAPE SHALL BE INSPECTED BY THE RESIDENT ENGINEER PRIOR TO THE CONTRACTOR'S BACK FILLING OR DURING THE PLOWING OPERATIONS, AS APPLICABLE.
7. ALL THE LIGHTING UNITS SHALL BE INSTALLED ON CONCRETE FOUNDATIONS. NO LIGHT POLE SHALL BE ERECTED UNTIL THE RESPECTIVE FOUNDATION HAS CURED, AND AS APPROVED BY THE ENGINEER.
8. TO MAINTAIN THE STRUCTURAL INTEGRITY OF THE LIGHT POLES AND OF THE ARMS, THE LIGHT POLES SHALL NOT BE ERECTED AND LEFT TO STAND WITHOUT THE LUMINAIRES.
9. LIGHTING RACEWAYS SHALL HAVE A MINIMUM COVER OF 30".
10. LIGHT POLES SHALL BE SET BACK 4' TO CENTER LINE OF LIGHT POLE FROM EDGE OF PAVEMENT UNLESS OTHERWISE NOTED.
11. CONTRACTOR TO PROTECT AND MAINTAIN 5' MINIMUM CLEARANCE FROM EXISTING LIGHTING CABLES WHEN INSTALLING THE PROPOSED UNIT DUCT. CONTRACTOR IS RESPONSIBLE TO ASCERTAIN EXACT LOCATION OF EXISTING LIGHTING CABLES. NO ADDITIONAL PAYMENT WILL BE MADE FOR THIS WORK.
12. ALL CABLE AND CONDUIT CROSSING THE ROADWAY/WALKWAY SHALL BE AT RIGHT ANGLES TO THE ROADWAY/WALKWAY.
13. CONTRACTOR SHALL OBTAIN BUILDING PERMIT AND ALL REQUIRED INSPECTIONS AND APPROVALS FOR ALL ELECTRICAL WORK. CONTACT CITY OF EVANSTON BUILDING DIVISION AT 847- 866-2932.
14. CONTRACTOR SHALL CONTACT COMED TO COORDINATE UTILITY SERVICE REQUIREMENTS AS REQUIRED. CONTACT LARRY SHANK AT 847-816-5465. POWER DISTRIBUTION CENTER SERVICE: ACCOUNT NUMBER 07450-74015 ADDRESS: 1701 SHERIDIAN ROAD, EVANSTON, IL 60201. LIGHTING CONTROLLER B SERVICE: ACCOUNT NUMBER 15291-660097 ADDRESS: 1200 LAKE SHORE BOULEVARD, EVANSTON, IL 60202
15. EXISTING LIGHT POLES TO BE REMOVED AND SALVAGED IN COORDINATION WITH THE CITY OF EVANSTON. CONTACT TOM TWIGG (847)328-2100 x2423 BEFORE CONDUCTING ANY RELATED WORK.


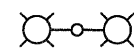










**CABLE DESCRIPTION**

- (A) CONDUIT PUSHED, 2 1/2" DIA. GALVANIZED STEEL.
- (B) UNIT DUCT, 600V, 2-1C NO. 4, 1/C NO. 6 GROUND, (EPR-TYPE RHW), 1" DIA. POLYETHYLENE.
- (C) UNIT DUCT, 600V, 2-1C NO. 6, 1/C NO. 6 GROUND, (EPR-TYPE RHW), 1" DIA. POLYETHYLENE.

**SCHEDULE OF QUANTITIES**

CODE NUMBER	DESCRIPTION	UNIT	QUANTITY
80400100	ELECTRIC SERVICE INSTALATION	EACH	2
80400200	ELECTRIC UTILITY SERVICE CONNECTION	L SUM	1
81012300	CONDUIT IN TRENCH, 1" DIA. PVC	FOOT	320
81018600	CONDUIT PUSHED, 2 1/2" DIA. GALVANIZED STEEL	FOOT	117
81021590	CONDUIT, AUGURED 4" DIA., PVC	FOOT	1,060
81300948	JUNCTION BOX, STAINLESS STEEL, ATTACHED TO STRUCTURE, 24"X24"X10"	EACH	1
81400730	HANDHOLE, COMPOSITE CONCRETE	EACH	3
81603150	UNIT DUCT, 600V, 2-1C NO. 4, 1/C NO. 6 GROUND, (EPR-TYPE RHW), 1" DIA. POLYETHYLENE	FOOT	2,570
81603155	UNIT DUCT, 600V, 2-1C NO. 6, 1/C NO. 6 GROUND, (EPR-TYPE RHW), 1" DIA. POLYETHYLENE	FOOT	4,529
81900200	TRENCH AND BACKFILL FOR ELECTRICAL WORK	FOOT	5,913
82500530	LIGHTING CONTROLLER TYPE CB-RCS 100AMP - 240VOLT	EACH	1
83600200	LIGHT POLE FOUNDATION, 24" DIAMETER	FOOT	465
84200500	REMOVAL OF EXISTING LIGHTING UNIT, SALVAGE	EACH	5
84200700	LIGHTING FOUNDATION REMOVAL	EACH	5
X0323395	POWER DISTRIBUTION CENTER, PEDESTAL MOUNT	EACH	1
XX000303	ORNAMENTAL LIGHTING UNIT COMPLETE	EACH	57
	ORNAMENTAL LIGHTING UNIT COMPLETE, DUAL MAST ARMS	EACH	5

**LEGEND**

-  ORNAMENTAL LIGHTING UNIT COMPLETE
  -  ORNAMENTAL LIGHTING UNIT COMPLETE, DUAL MAST ARMS
  -  POWER DISTRIBUTION CENTER, PEDESTAL MOUNT
  -  LIGHTING CONTROLLER TYPE CB-RCS 100AMP - 240VOLT
  -  JUNCTION BOX, STAINLESS STEEL, ATTACHED TO STRUCTURE, 24"X24"X10"
  -  HANDHOLE COMPOSITE CONCRETE
  -  ELECTRIC UTILITY TRANSFORMER
  -  GROUND ROD, 5/8" x 10'
  -  CONDUIT PUSHED
  -  UNIT DUCT
- CIRCUIT DESIGNATION SCHEME  
X XX
-  POLE NO.  
 LIGHTING CONTROLLER DESIGNATION

JA:258.Dgn\3Sheet\Electrical\0913307-sht-11.gpln\_0.dgn

FILE NAME =	USER NAME = #USER#	DESIGNED - AM	REVISED -
#FILES#		DRAWN - AM	REVISED -
	PLOT SCALE = #SCALE#	CHECKED - GR	REVISED -
	PLOT DATE = #DATE#	DATE - 12/01/2009	REVISED -

**STATE OF ILLINOIS  
DEPARTMENT OF TRANSPORTATION**

**EVANSTON LAKE FRONT PATH  
GENERAL NOTES AND  
SCHEDULE OF QUANTITIES**

SCALE: 1"=40' SHEET NO. OF SHEETS STA. 97+00 TO STA. 106+83

C-91-338-07

F.A. RTE.	SECTION	COUNTY	TOTAL SHEETS	SHEET NO.
	07-00246-00-BT	COOK	81	44
ITEM NO. 102121		CONTRACT NO. 63423		
FED. ROAD DIST. NO.		ILLINOIS FED. AID PROJECT		

**SINGH** 300 W. ADAMS ST.  
CHICAGO, IL 60606  
SINGH & ASSOCIATES, INC. TEL: (312) 629-0240  
CONSULTING ENGINEERS FAX: (312) 629-9449

L-1