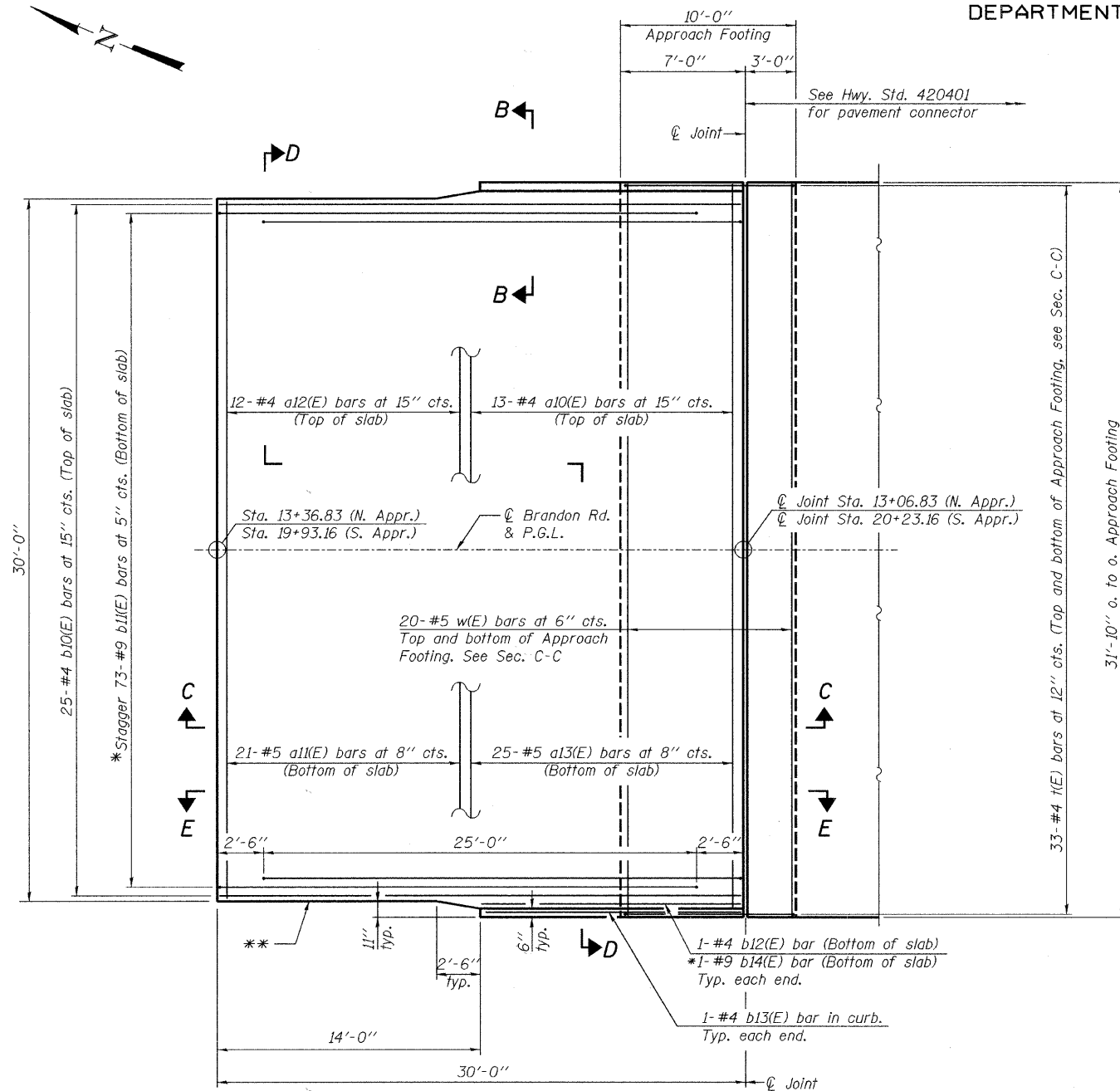


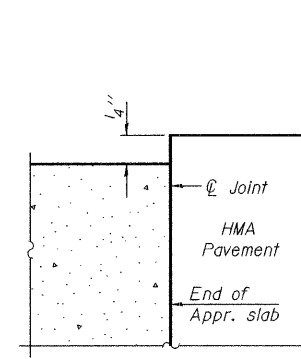
STATE OF ILLINOIS
DEPARTMENT OF TRANSPORTATION



PLAN

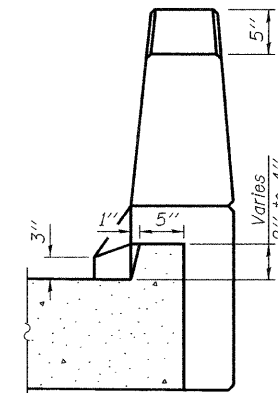
(S. Approach shown, N. Approach opposite hand)

- * Tilt #9 b11(E) and b14(E) bars as required to maintain clearance.
- ** Closed cell joint filler according to Article 1051.08 of the Std. Specifications; full depth of slab, full length of parapet. Typ. each parapet. Cost included with Concrete Superstructure.



FLEXIBLE PAVEMENT

DETAIL A



VIEW B-B

NOTE:

For Sections C-C and D-D and View E-E see sheet S20.

DESIGNED -	JLS
CHECKED -	MRB
DRAWN -	VH/MB
CHECKED -	KWS

benesch

alfred benesch & company
Engineers • Surveyors • Planners
205 North Michigan Avenue, Suite 2400
Chicago, Illinois 60601
312-565-0450 Job No. 3808.02

BRIDGE APPROACH SLAB DETAILS
1 OF 2
STRUCTURE NO. 099-3298

SHEET NO. S19	F.A.U. RTE.	SECTION	COUNTY	TOTAL SHEETS	SHEET NO.
	341	04-00090-07-BR	WILL	57	27
S47 SHEETS	CONTRACT NO. 63442				
FED. ROAD DIST. NO.		ILLINOIS FED. AID PROJECT			