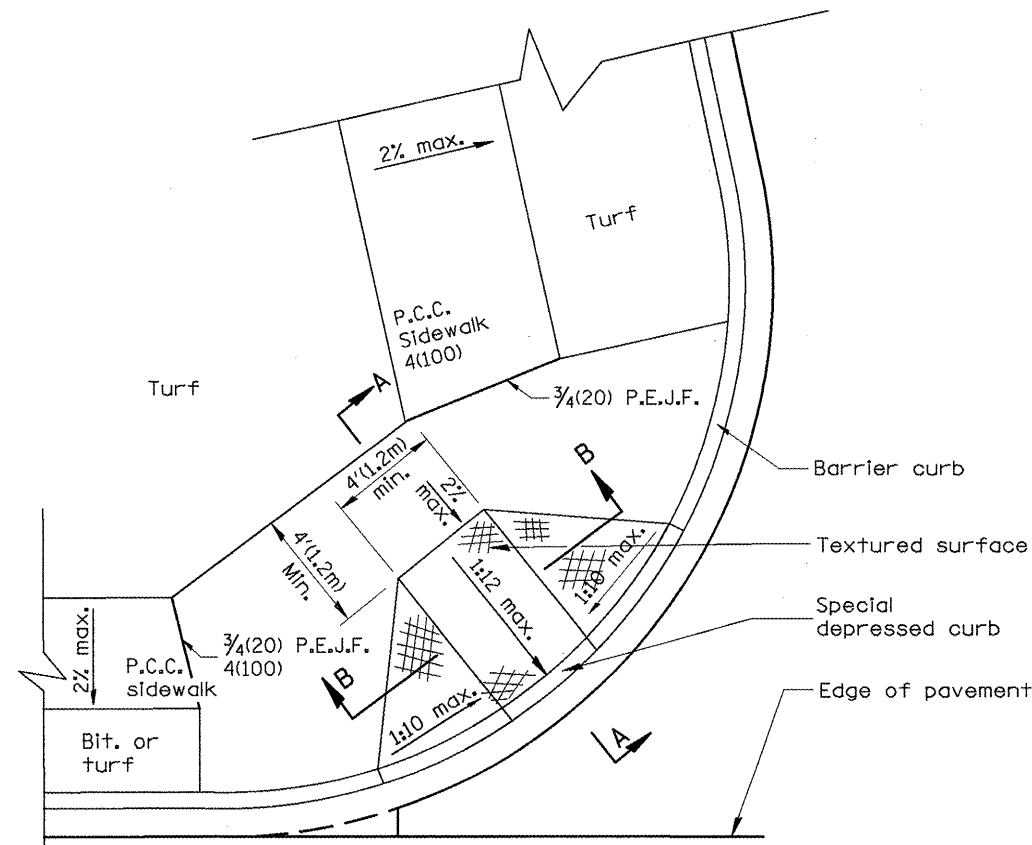
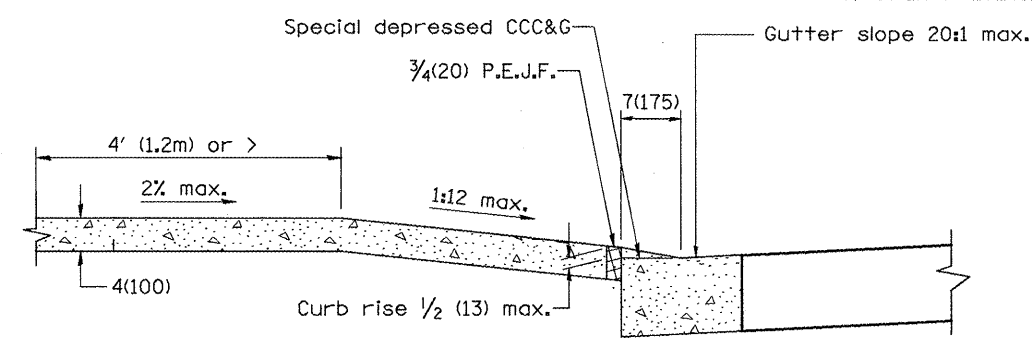


DESIGNER NOTES:

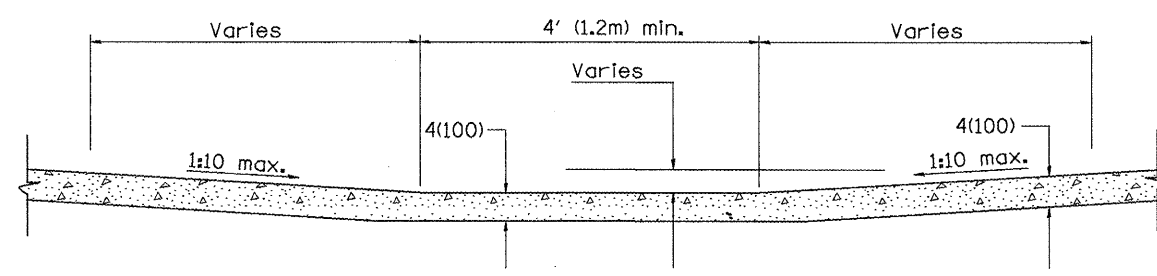
1. THIS DRAWING SHOULD BE USED IN CONJUNCTION WITH STATE STANDARD 424001.
2. DESIGNER SHOULD REVIEW CHAPTER 58 OF THE BDE FOR ADA REQUIREMENTS.



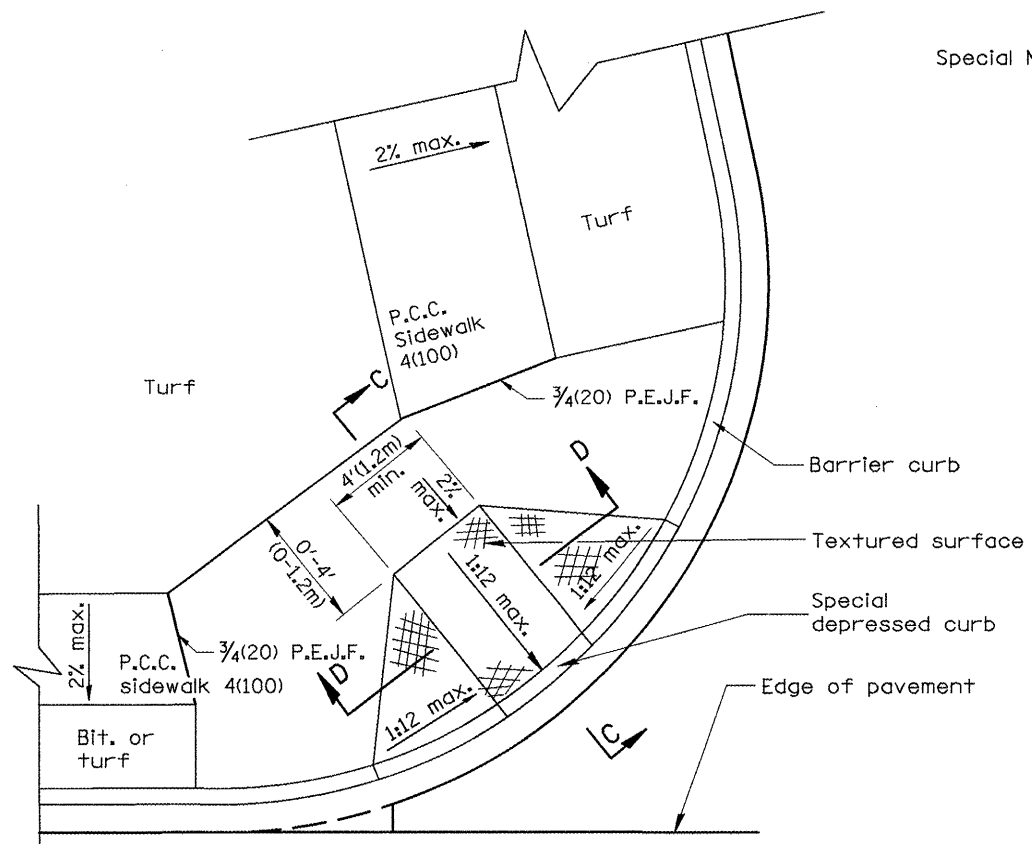
CASE 1
TYPE B RAMP WITH 4' (1.2m) OR MORE AT BACK OF RAMP



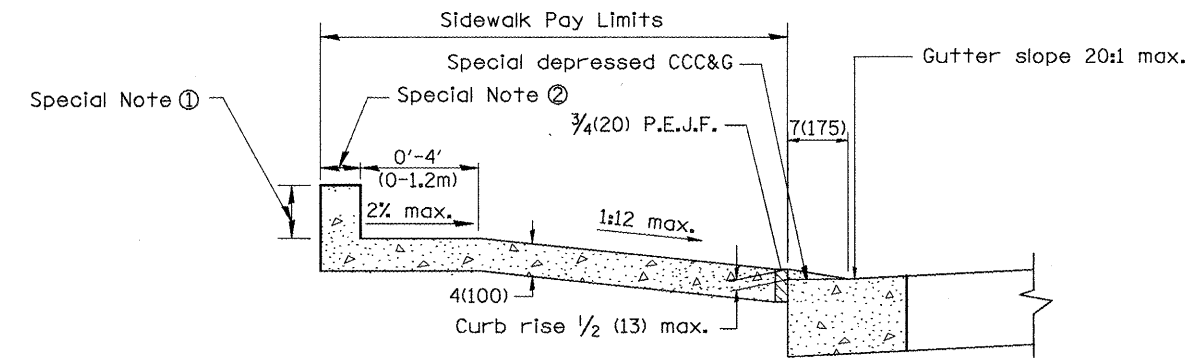
SEC. A-A



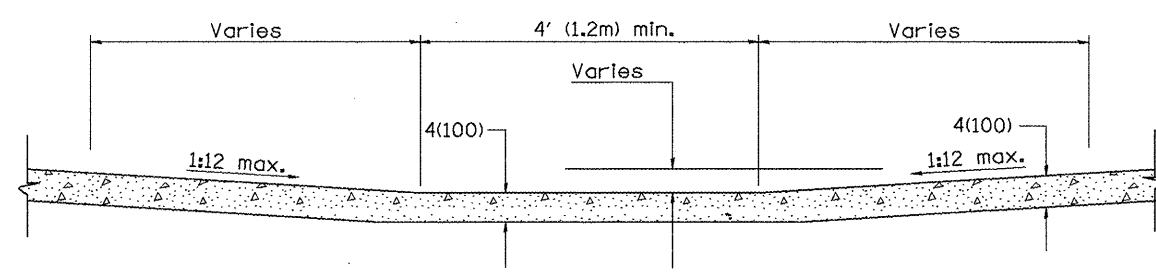
SEC. B-B



CASE 2
TYPE B RAMP WITH LESS THAN 4' (1.2m) AT BACK OF RAMP



SEC. C-C



SEC. D-D

GENERAL NOTES

1. Refer to State Standard 424001 for texturing and other design elements.
2. The controls shown on this standard are applicable to Type B Curb and Combination Concrete Curb & Sidewalk construction.
3. The maximum length of texturing shall be 6'(1.8m) unless otherwise shown.

SPECIAL NOTES

- ① Variable height edge treatment as required to match existing conditions. Maximum height = 9(225)
- ② 4(100) wall to be built outside of plan sidewalk width, if ROW allows.

All dimensions are in inches (millimeters) unless otherwise noted.

| | | |
|----------|--|--------|
| 01-01-97 | RENUM. A-5.01, NEW REVISION BOX, REVISED TITLE | T.P. |
| 09-15-05 | REVISED DESIGNER NOTE | M.M.A. |
| 10-16-06 | REVISED TO 2007 SPEC. | M.A. |

STATE OF ILLINOIS
DEPARTMENT OF TRANSPORTATION

SIWALK RAMPS, ACCESSIBLE TO THE DISABLED
NOT TO SCALE

| | | | | |
|---------------------|---------|---------------------------|--------------|-----------|
| F.A. RTE. | SECTION | COUNTY | TOTAL SHEETS | SHEET NO. |
| | | | 56 | 56 |
| CONTRACT NO. | | | | |
| FED. ROAD DIST. NO. | | ILLINOIS FED. AID PROJECT | | |

SHT. 1 OF 2
CADD STD. 424001-D4