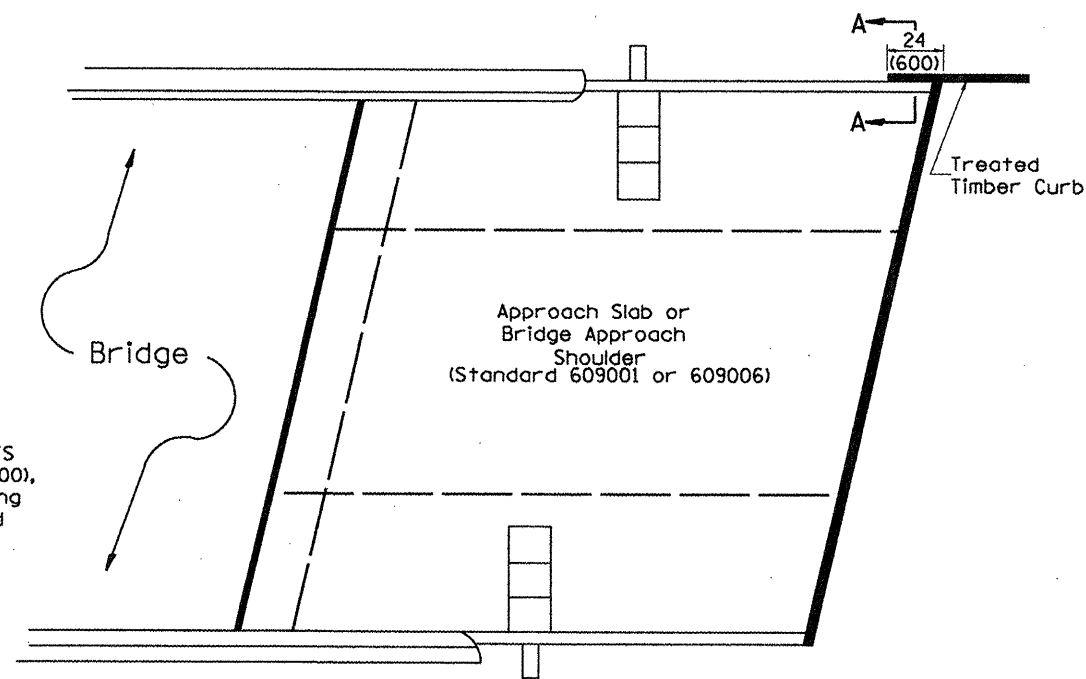
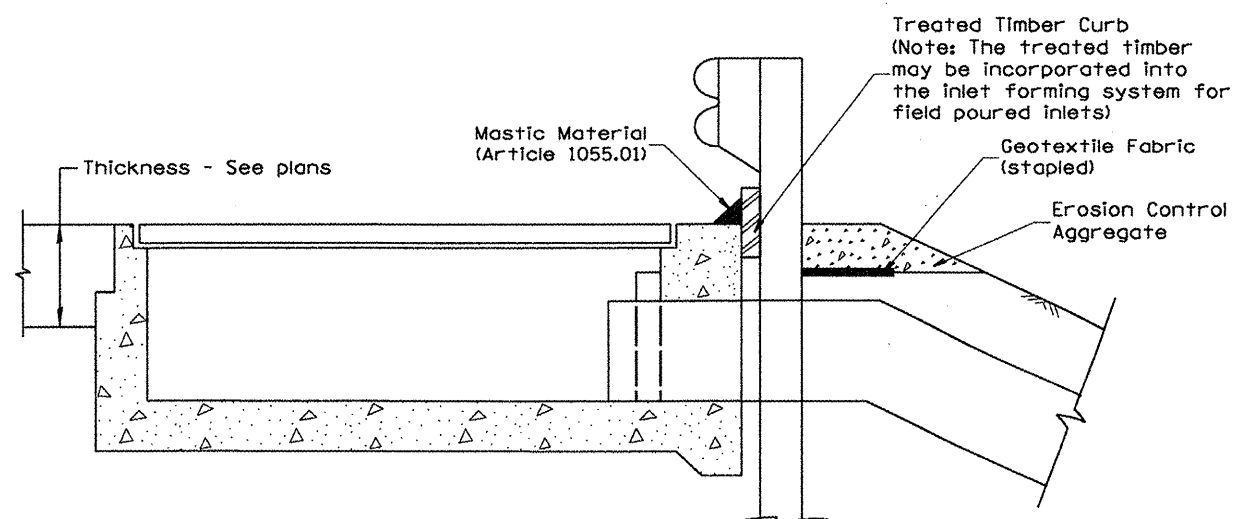


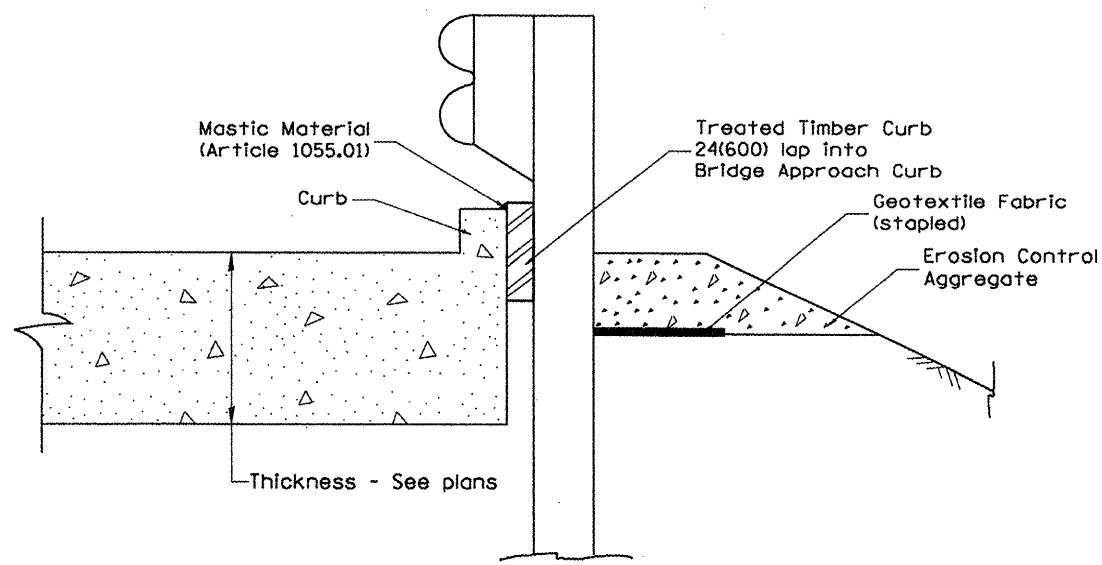
DETAIL A
(Typical Treated Timber Splices)



PLAN VIEW
APPROACH SLAB OR BRIDGE APPROACH SHOULDER
(STANDARD 609001 or 609006)



TYPICAL SECTION WITH EROSION CONTROL CURB
AT INLETS TYPE E & F (STANDARD 610001)



SECTION A-A
TYPICAL SECTION WITH EROSION CONTROL CURB
AT BRIDGE APPROACH CURB
(STANDARD 609001 OR 609006)

SN.029-0027 IL.97 over Big Creek
All dimensions are in inches (millimeters)
unless otherwise noted.

STATE OF ILLINOIS DEPARTMENT OF TRANSPORTATION		GUARDRAIL EROSION CONTROL TREATMENTS		F.A.P. RTE.	SECTION	COUNTY	TOTAL SHEETS	SHEET NO.
				622	(128BR-1)I	FULTON	23	23
NOT TO SCALE				SHI_2_QE_2 ---CAQQ_SIQ_630101-03		CONTRACT NO. 68927		FED. ROAD DIST. NO. 4 ILLINOIS FED. AID PROJECT