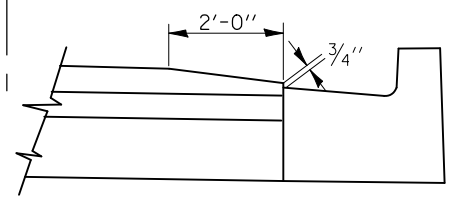
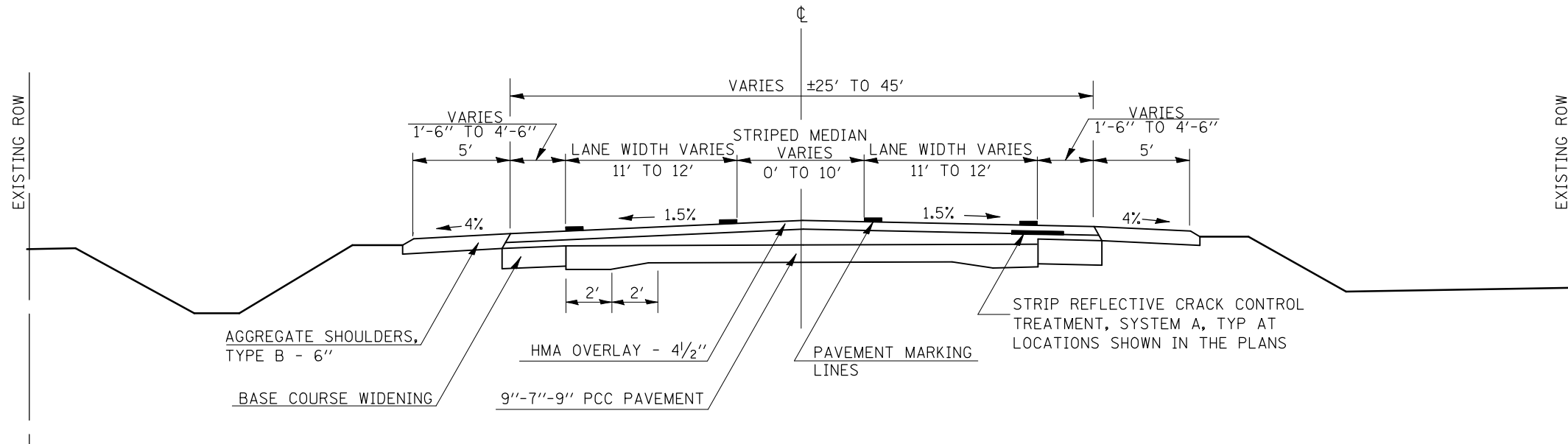


EXISTING TYPICAL CROSS SECTION 16

⑬ STA. 497+00.00 TO STA. 515+23.00 ⑰
 STA. 614+26.00 TO STA. 625+79.00 (US 136 / IL 119)

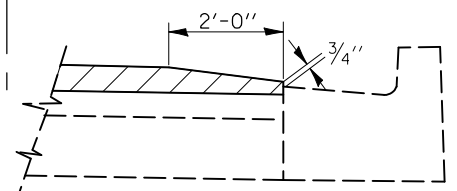
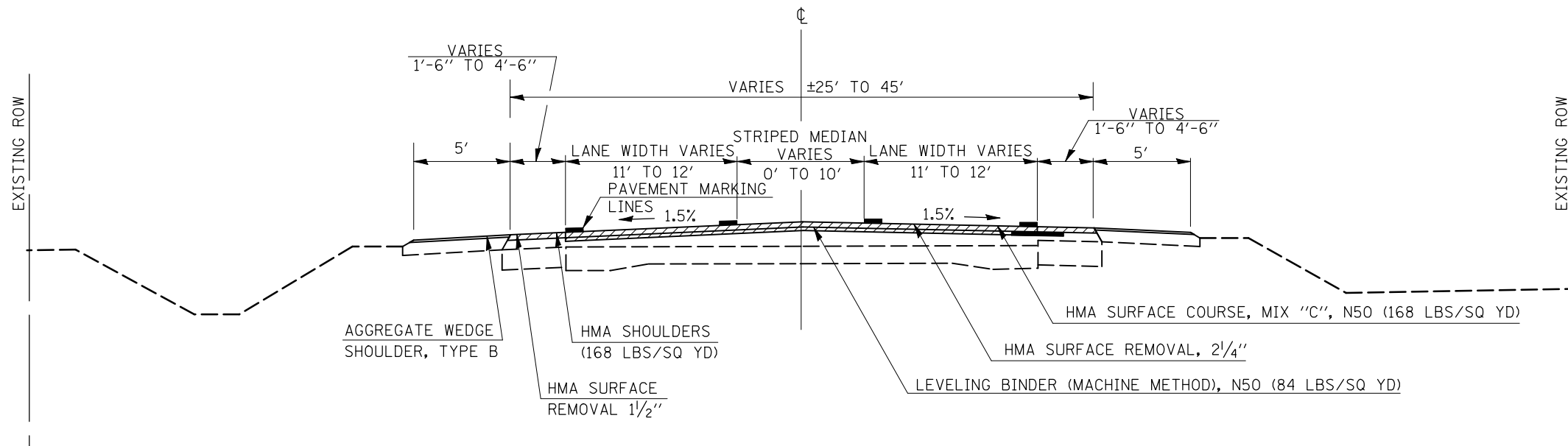


DETAIL - SURFACING AT GUTTER

NOTE: SHOULDERS ARE A BAM MIX AND WILL NEED TO BE MILLED SEPARATELY FROM MAINLINE PAVEMENT SO THAT RAP CAN BE STOCKPILED SEPARATELY.

PROPOSED TYPICAL CROSS SECTION 16

⑬ STA. 497+00.00 TO STA. 515+23.00 ⑰
 STA. 614+26.00 TO STA. 625+79.00 (US 136 / IL 119)



DETAIL - SURFACING AT GUTTER

FILE NAME =	USER NAME = bowerml	DESIGNED - MLB	REVISED -
ct:\pw\work\p\dot\bowerml\d0145216\d570124-sh-typical.dgn		DRAWN - MLB	REVISED -
PLOT SCALE = 40.0000 ' / IN.		CHECKED -	REVISED -
PLOT DATE = 1/27/2010		DATE - 1/06/10	REVISED -

**STATE OF ILLINOIS
 DEPARTMENT OF TRANSPORTATION**

TYPICAL CROSS SECTIONS

SCALE: SHEET NO. OF SHEETS STA. TO STA.

F.A. RTE.	SECTION	COUNTY	TOTAL SHEETS	SHEET NO.
		VERMILION	86	22
			CONTRACT NO. 70124	
ILLINOIS FED. AID PROJECT				

• (48-X1)RS&(48-X2)RX, RX-1RS-1