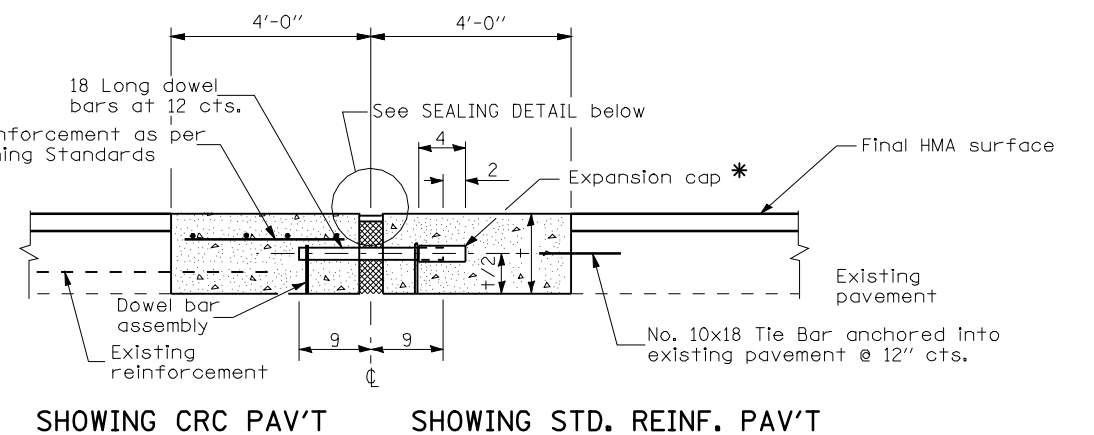
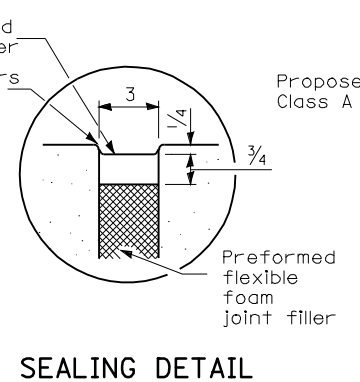
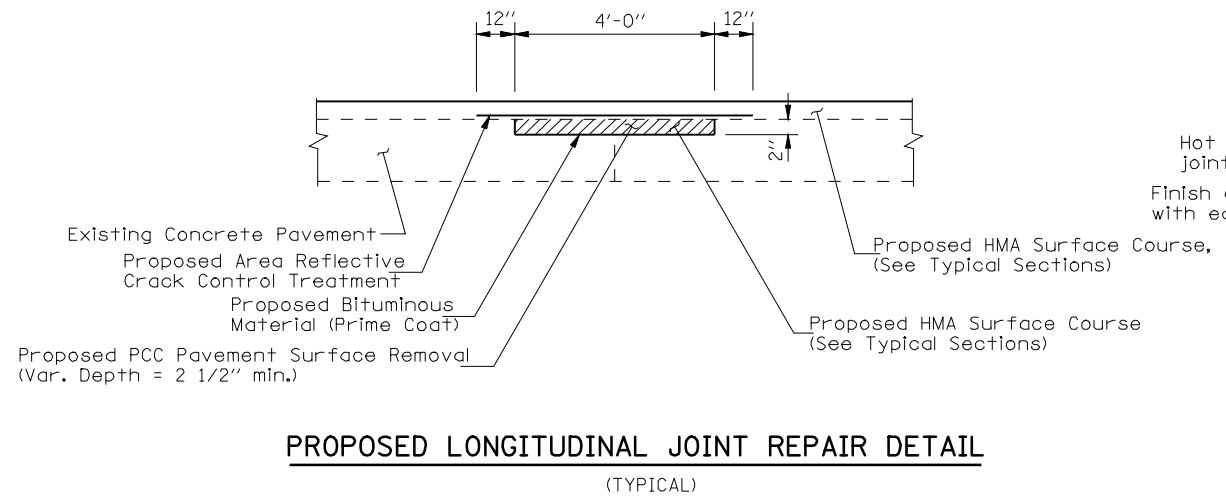


I-72 PATCHING SCHEDULE (WEST BOUND)										
STA	LANE	LENGTH	WIDTH	SAW CUTS	TIE BARS 3/4"	PATCHING REINFORCEMENT	CLASS A PATCHES, TYPE I 13 IN	CLASS A PATCHES, TYPE II 13 IN	CLASS A PATCHES, TYPE IV 13 IN	
				(FOOT)	(EACH)	(SQYD)	(SQYD)	(SQYD)	(SQYD)	
385+29	DL	8	12	64		10.67		10.67		
378+13	DL	6	12	60		8.00		8.00		
377+28	DL	6	12	60		8.00		8.00		
373+34	DL	6	12	60		8.00		8.00		
352+25	DL	6	12	60		8.00		8.00		
340+73	DL	6	12	60		8.00		8.00		
339+06	DL	6	12	60		8.00		8.00		
334+14	DL	6	12	60		8.00		8.00		
330+27	DL	6	12	60		8.00		8.00		
329+22	DL	6	12	60		8.00		8.00		
326+26	DL	6	12	60		8.00		8.00		
325+38	DL	22	12	92	11	29.33			29.33	
324+92	DL	6	12	60		8.00		8.00		
324+33	DL	8	12	64		10.67		10.67		
323+84	DL	10	12	68		13.33		13.33		
287+71	DL	30	12	108	15	40.00			40.00	
283+28	DL	6	12	60		8.00		8.00		
273+08	DL	25	12	98	13	33.33			33.33	
172+92	DL	30	12	108	15	40.00			40.00	
RAMP B										
622+96	Stub	8	4	32	15	3.56	3.56			
<b>TOTALS</b>				<b>1,354</b>	<b>69</b>	<b>277</b>	<b>4</b>	<b>131</b>	<b>143</b>	

RAMP PATCHING SCHEDULE - IL 72 @ CH 19											
STA	LENGTH	WIDTH	CLASS B PATCHES, TYPE II 11 1/4 IN	CLASS B PATCHES, TYPE III 11 1/4 IN	PAVEMENT FABRIC	SAW CUTS	DOWEL BARS 1 1/2"	TIE BARS 3/4"	EXPANSION JOINT 3"	EXPANSION JOINT (SPECIAL)	
	(FOOT)	(FOOT)	(SQYD)	(SQYD)	(SQYD)	(FOOT)	(EACH)	(EACH)	(FOOT)	(FOOT)	
<b>Ramp A</b>											
506+60										16.0	
511+70	6.0	16.0	10.67			66.0	28.0				
518+80	6.0	16.0	10.67			66.0	28.0				
519+30	6.0	16.0	10.67			66.0	28.0				
520+20	6.0	16.0	10.67			66.0	28.0				
<b>Ramp B</b>											
601+40	8.0	16.0	14.22			72.0	14.0	14.0	16.0		
607+60	14.0	16.0		24.89	24.89	90.0	28.0				
608+60	8.0	16.0	14.22			72.0	28.0				
610+60	6.0	16.0	10.67			66.0	28.0				
614+60										16.0	
<b>Ramp C</b>											
706+60										16.0	
713+25	6.0	16.0	10.67			66.0	28.0				
718+45	6.0	16.0	10.67			66.0	14.0	14.0	16.0		
719+00	6.0	16.0	10.67			66.0	28.0				
<b>Ramp D</b>											
802+40	6.0	16.0	10.67			66.0	28.0				
802+60	6.0	16.0	10.67			66.0	28.0				
806+60	6.0	16.0	10.67			66.0	28.0				
807+60	6.0	16.0	10.67			66.0	28.0				
812+12	6.0	16.0	10.67			66.0	28.0				
814+50	8.0	16.0	14.22			72.0	28.0				
815+50										16.0	
<b>TOTALS</b>			<b>182</b>	<b>25</b>	<b>25</b>	<b>1164</b>	<b>448</b>	<b>28</b>	<b>32</b>	<b>64</b>	



**TRANSVERSE EXPANSION JOINT**  
(FOR PAVEMENTS WITH EQUAL THICKNESS)  
CH 19 RAMPS  
Expansion Joint 3"  
Expansion Joint (Special)

\* Expansion caps shall be installed on the exposed end of each dowel bar once the header has been removed and the joint filler material has been installed.

FILE NAME =	USER NAME = laughlinr1	DESIGNED -	REVISED -
er:\pwork\PWIDOT\LAUGHLINRL\0183140\10	DOTRevised_7016SCH12.SHT	DRAWN - AAD	REVISED -
	PLOT SCALE = NONE	CHECKED - JAC	REVISED -
	PLOT DATE = Mar-17-2010 08:16:01AM	DATE - 06/11/07	REVISED -

**STATE OF ILLINOIS**  
**DEPARTMENT OF TRANSPORTATION**

SCHEDULE OF QUANTITIES				
SCALE:	SHEET NO.	OF SHEETS	STA.	TO STA.

F.A.I. RTE.	SECTION	COUNTY	TOTAL SHEETS	SHEET NO.
72	(84-10-2)RS-3, (84-10-3)RS-4	SANGAMON	61	20
CONTRACT NO. 72910				
FED. ROAD DIST. NO. 2 (ILLINOIS) FED. AID PROJECT				