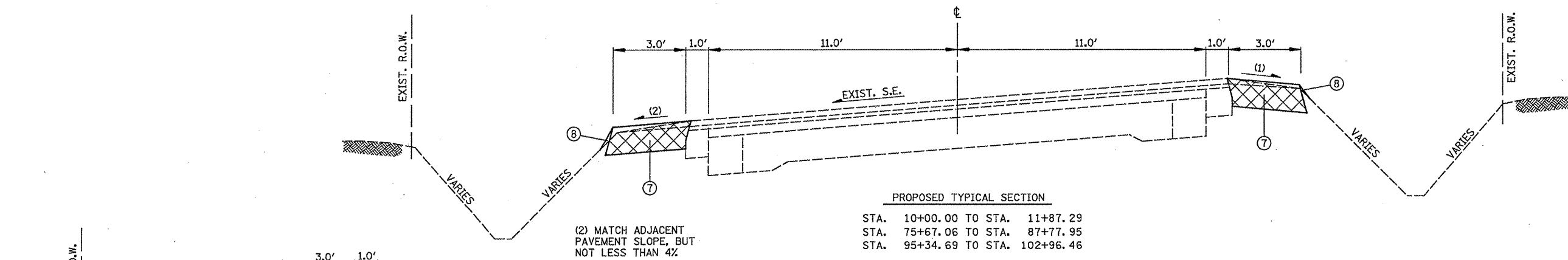


OMISSION LIMITS

(NO TYPICALS SHOWN - NO PROPOSED WORK)

- STA. 123+21.44 TO STA. 129+43.04 (EXISTING SAFETY SHOULDERS)
- STA. 144+00.00 TO STA. 196+00.00 (EXISTING SAFETY SHOULDERS)
- STA. 262+00.00 TO STA. 270+00.00 (NARROW GUARDRAIL - OMIT)
- STA. 314+40.00 TO STA. 319+50.00 (EXISTING WIDE SHOULDERS - S.N. 042-0025)
- STA. 352+80.00 TO STA. 365+70.00 (EXISTING WIDE SHOULDERS - S.N. 042-0020)



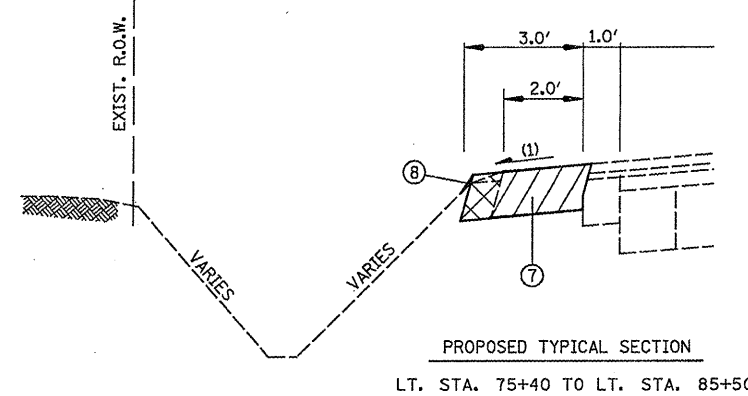
PROPOSED TYPICAL SECTION

- STA. 10+00.00 TO STA. 11+87.29
- STA. 75+67.06 TO STA. 87+77.95
- STA. 95+34.69 TO STA. 102+96.46

(2) MATCH ADJACENT PAVEMENT SLOPE, BUT NOT LESS THAN 4%

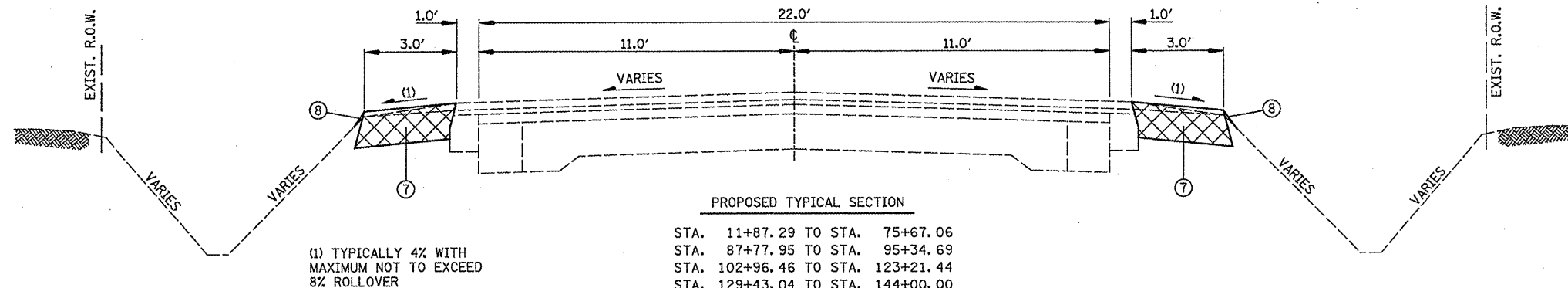
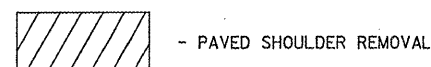
NOTE: SHOULDER WILL BE REDUCED TO 2' AT THE FOLLOWING AREAS, AS DIRECTED BY THE ENGINEER:

- LT. STA. 12+00 TO LT. STA. 20+00
- RT. STA. 65+00 TO RT. STA. 67+25
- LT. STA. 116+00 TO LT. STA. 123+00
- LT. STA. 130+00 TO LT. STA. 136+50
- LT. STA. 139+50 TO LT. STA. 144+00
- LT. STA. 239+00 TO LT. STA. 239+80
- LT. STA. 258+75 TO LT. STA. 259+10
- RT. STA. 397+50 TO RT. STA. 398+50
- LT. STA. 405+00 TO LT. STA. 416+00



PROPOSED TYPICAL SECTION

LT. STA. 75+40 TO LT. STA. 85+50



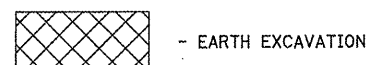
PROPOSED TYPICAL SECTION

- STA. 11+87.29 TO STA. 75+67.06
- STA. 87+77.95 TO STA. 95+34.69
- STA. 102+96.46 TO STA. 123+21.44
- STA. 129+43.04 TO STA. 144+00.00
- STA. 196+00.00 TO STA. 262+00.00
- STA. 270+00.00 TO STA. 314+40.00
- STA. 319+50.00 TO STA. 352+80.00
- STA. 365+70.00 TO STA. 425+20.00

(1) TYPICALLY 4% WITH MAXIMUM NOT TO EXCEED 8% ROLLOVER

NOTE: SHOULDER RUMBLE STRIPS SHALL BE INSTALLED PER STANDARD 642001 ON BOTH SHOULDERS.

- ① EXISTING P.C.C. PAVEMENT (9"-6"-9")
- ② EXISTING P.C.C. WIDENING (8")
- ③ EXISTING HMA OVERLAY (4 1/2")
- ④ EXISTING HMA WIDENING (8")
- ⑤ EXISTING AGGREGATE SHOULDER WEDGE TYPE A
- ⑥ EXISTING HMA SHOULDER
- ⑦ PROPOSED HMA SHOULDERS 8"
- ⑧ PROPOSED AGGREGATE WEDGE SHOULDER, TYPE B



FILE NAME =	USER NAME = PDR	DESIGNED -	REVISED -	STATE OF ILLINOIS DEPARTMENT OF TRANSPORTATION	TYPICAL SECTIONS			F.A.S. RTE.	SECTION	COUNTY	TOTAL SHEETS	SHEET NO.
...0876039-ah-typical.dgn		DRAWN -	REVISED -		747	(57,58,59)-I	JERSEY	22	5			
Johnson, Depp & Quisenberry CONSULTING ENGINEERS Springfield, Illinois	PLOT SCALE = 1/8" = 1' / IN.	CHECKED -	REVISED -		SCALE: SHEET NO. OF SHEETS STA. TO STA.			CONTRACT NO. 76D39				
	PLOT DATE = 01/06/2010 16:26:35	DATE -	REVISED -		ILLINOIS FED. AID PROJECT							