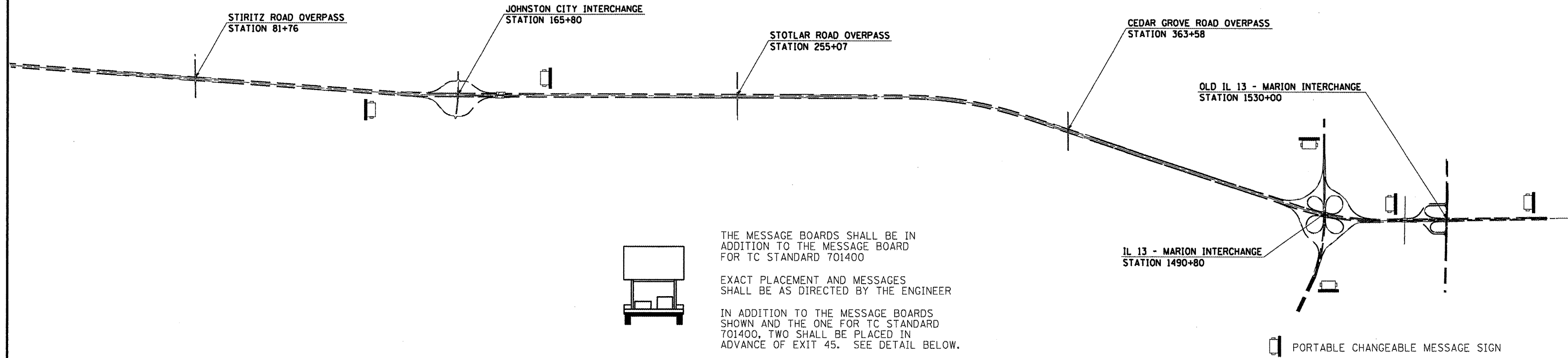


SUGGESTED MESSAGE BOARD PLACEMENT

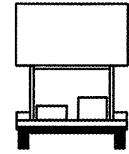
DRAWING NOT TO SCALE



THE MESSAGE BOARDS SHALL BE IN ADDITION TO THE MESSAGE BOARD FOR TC STANDARD 701400

EXACT PLACEMENT AND MESSAGES SHALL BE AS DIRECTED BY THE ENGINEER

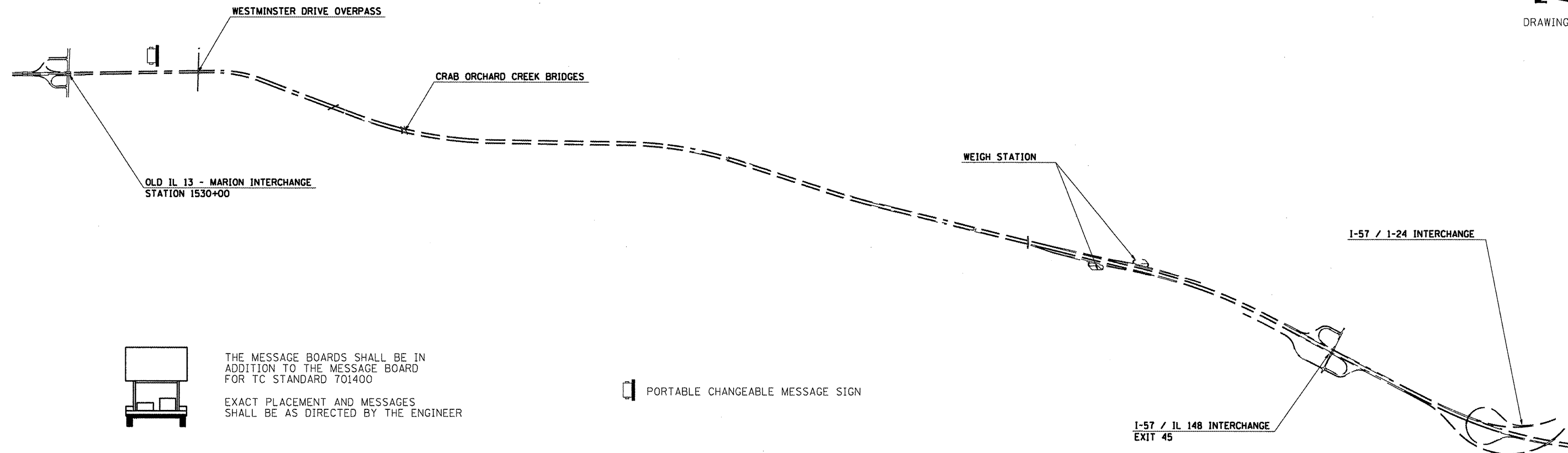
IN ADDITION TO THE MESSAGE BOARDS SHOWN AND THE ONE FOR TC STANDARD 701400, TWO SHALL BE PLACED IN ADVANCE OF EXIT 45. SEE DETAIL BELOW.



PORTABLE CHANGEABLE MESSAGE SIGN

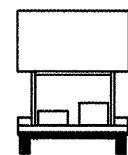
SUGGESTED MESSAGE BOARD PLACEMENT

DRAWING NOT TO SCALE



THE MESSAGE BOARDS SHALL BE IN ADDITION TO THE MESSAGE BOARD FOR TC STANDARD 701400

EXACT PLACEMENT AND MESSAGES SHALL BE AS DIRECTED BY THE ENGINEER



PORTABLE CHANGEABLE MESSAGE SIGN

FILE NAME =	USER NAME = #USER#	DESIGNED -	REVISED -
#FILE#		DRAWN -	REVISED -
	PLOT SCALE = #SCALE#	CHECKED -	REVISED -
	PLOT DATE = #DATE#	DATE -	REVISED -

STATE OF ILLINOIS
DEPARTMENT OF TRANSPORTATION

SUGGESTED MESSAGE BOARD PLACEMENT

SCALE: SHEET NO. OF SHEETS STA. TO STA.

F.A.I. RTE.	SECTION	COUNTY	TOTAL SHEETS	SHEET NO.
57	**	*	98	75
CONTRACT NO. 78175				