

GENERAL NOTES:

Specifications for this project shall be IDOT "Standard Specifications for Road and Bridge Construction", latest edition, IDOT "Recurring Special Provisions", latest edition, and City of Rochelle Special Provisions unless otherwise approved by the Engineer. All reference to "Engineer" shall mean the City Engineer or his authorized representative.

Any construction or work indicated in the plans or specified in the proposal shall be completed by the Contractor. Any construction or work not included in a pay item shall be incidental to the project contract cost. Quantities shown are estimates and for information only. The contractor shall verify all quantities.

Contractor shall be required to file a Notice of Intent with the I.E.P.A. for N.P.D.E.S. storm water regulations as well as the S.W.P.P.P. Notice of Termination shall be filed once the project has been accepted by the City Engineer. Cost and fees associated with this item shall be considered incidental to the contract.

Call J.U.L.I.E. (1-800-892-0123) for utility location information prior to excavation. The location for existing utilities as shown on the plans are approximate and based on best information available, but not guaranteed. It shall be the Contractor's responsibility to ascertain their exact location from the utility companies and by field inspection. The contractor shall verify all underground utility locations in the field. The Contractor shall be responsible for "potholing" or locating utilities both vertical and horizontal, within the project limits or along any sewer trench, before installation of any proposed improvements to determine if conflicts exist with said improvements. The contractor shall be responsible for contacting the utility company for any adjustments. This item shall be considered incidental to the project contract.

Protect all overhead and underground utility lines during construction. All Electric, Utility pole or street light, Water, and Sanitary Sewer adjustments and/or relocations will be performed by Rochelle Municipal Utilities unless otherwise directed by the Engineer.

Right-of-way line and property lines indicated on the plans are approximate. The contractor shall carefully preserve all existing property markers until an authorized surveyor has referenced their location. Property markers damaged by the contractor shall be replaced at the expense of the contractor. All property corner monumentation shall be restored to the condition existing before construction began.

Top of curb (TOC) elevations indicated on the plans are to the top back of curb.

EARTHWORK, TRENCHBACKFILL, SUBGRADE AND PAVEMENT PREPARATION NOTES:

All excess earth excavation or unsuitable material shall be disposed of by the contractor off-site in accordance with IDOT requirements. This item shall be considered incidental to applicable pay items.

The upper 12 inches of subgrade below pavements, or new fills shall be brought to within ±2% of optimum moisture and compacted to not less than 90% of maximum density. Optimum moisture is estimated to be in the range of 8% to 9% during cool or wet seasons, therefore it may be necessary to disk and aerate the existing upper 12 inches of soil to achieve optimum moisture content.

No fill or backfill material shall be placed over frozen, muddy, or otherwise unstable material.

All fill or backfill shall be placed beneath exterior paved areas shall be compacted to not less than 90% of maximum density.

All fill and backfill shall be placed in lifts not greater than 8 inches in thickness, loose measurement, prior to compaction.

Areas of unsuitable and unstable subgrade and aggregate base course shall be removed, disposed of and treated in accordance with the Special Provisions and as directed by the Engineer.

All density measurements referenced above shall be in accordance with ASTM designation D1557-78 modified proctor method.

Contractor is responsible for maintaining a final grade that is suitable for drainage, seeding and landscaping (minimum of 6" of topsoil). Contractor shall restore all disturbed areas to preconstruction conditions or better as directed by the Engineer.

Contractor shall protect and prevent damage to existing trees which are not indicated on the plans to be removed.

The contractor shall catalog, document and remove existing street signs and post and stockpile them at a safe location to prevent damage and theft. This work shall be considered incidental to the project. If signs and posts are not suitable for reuse the contractor will provide and install new street signs as directed by the Engineer. Cost for this work shall be considered incidental to the project contract.

If existing brick or other pavement base course is encountered during HMA surface removal operations the depth and quantity of HMA surface removal shall be adjusted in accordance with section 440 of the IDOT Standard Specifications.

EROSION AND SEDIMENTATION CONTROL NOTES:

Erosion control practices shall be constructed in accordance with the IDOT Standard Specifications, the Standards for Soil Erosion and Sediment Control as contained in IEPA/WPC/ 87-012 or current edition and according to Procedures and Standards for Urban Soil Erosion and Sedimentation Control in Illinois, latest edition, and according to the Standards of the City of Rochelle.

A temporary sediment barrier of straw bales, filter fabric, or other approved barrier shall be placed around each storm sewer inlet potentially impacted by work. This work shall be considered incidental to the project contract cost. Fabric filter fences or straw bales shall be placed around any stock pile with more than 10 cu. yd. of material. At the end of each work day, the contractor shall sweep or clean (not flush) and dispose of any construction soil material and debris from the street.

The Engineer shall determine the adequacy of the contractor's erosion control efforts. The Engineer or his designated representative shall have full authority to suspend or limit the contractor's operations pending adequate performance of erosion control methods.

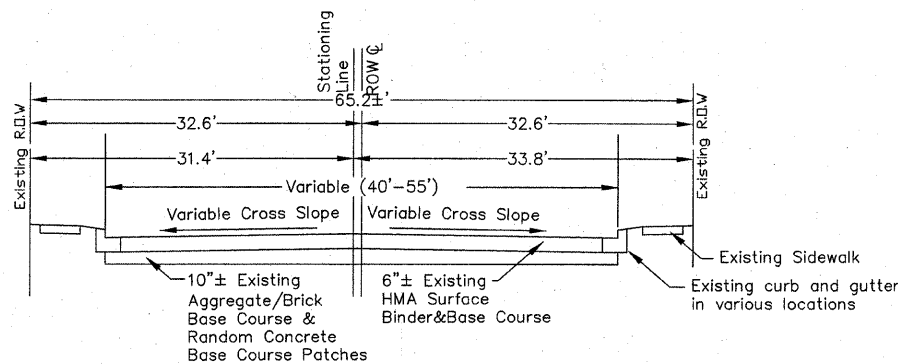
The contractor shall inspect erosion control structures daily and immediately after any major storm. All mud and debris shall be swept clean from roadways at the end of each working day or as directed by the Engineer. This item shall be considered incidental to the contract.

Refer to the Special Provisions for further requirements of contract pay items.

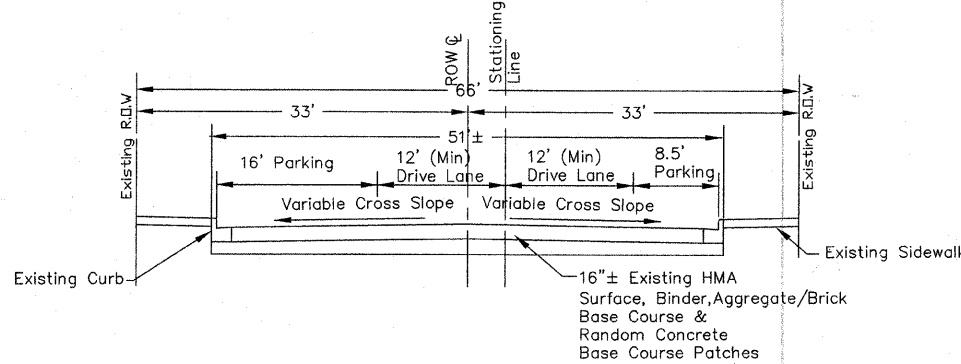
**SUMMARY OF QUANTITIES
CONSTRUCTION TYPE CODE: Y051**

Item Number	Items	Unit	Quantity
20200100	Earth Excavation	CY	128.00
20201200	Removal and Disposal of Unsuitable Material	CY	320.00
20800150	Trenchbackfill	CY	210.00
21101625	Topsoil Furnish and Place, 6"	SY	110.00
xx000880	Seeding, CL 1, Special	SY	110.00
25100630	Erosion Control Blanket	SY	110.00
28000500	Inlet/ Pipe Protection	EA	8.00
28000400	Perimeter Erosion Barrier	FT	220.00
31101100	Subbase Granular Material, Type B	TON	605.00
35101400	Aggregate Base Crse. Type B	TON	1205.00
40603310	Hot-Mix Asphalt Surface Course, MIX "C", N50	TON	1045.00
40603080	Hot-Mix Asphalt Binder Course, IL-19.0, N50	TON	1890.00
40600100	Bituminous Materials (prime coat)	GAL	3660.00
40600300	Aggregate (prime coat)	TON	45.00
42000500	Portland Cement Concrete Pavement, 10"	SY	14.00
42300200	Portland Cement Concrete Driveway Pvm't, 6"	SY	6.00
42300400	Portland Cement Concrete Driveway Pvm't, 8"	SY	105.00
42400300	Portland Cement Concrete Sidewalk, 6"	SF	3681.00
42400410	Portland Cement Concrete Sidewalk, 8"	SF	1708.00
42400800	Detectable Warnings	SF	132.00
44000100	Pavement Removal	SY	2320.00
44000184	Hot-Mix Asphalt Surface Removal, 3 3/4"	SY	8196.00
44000600	Sidewalk Removal	SF	3336.00
44000200	Driveway Pavement Removal	SY	132.00
44000500	Combination Curb and Gutter Removal	FT	362.00
44300300	Area Reflective Crack Control Treatment, System A	SY	10428.00
50800105	Reinforcement Bars	LBS	405.00
55019500	Storm Sewers, Type 1, Reinforced Concrete Culvert, Storm Drain, and Sewer Pipe, CI IV 12"	FT	52.00
55019600	Storm Sewers, Type 1, Reinforced Concrete Culvert, Storm Drain, and Sewer Pipe, CI IV 15"	FT	58.00
55019700	Storm Sewers, Type 1, Reinforced Concrete Culvert, Storm Drain, and Sewer Pipe, CI IV 18"	FT	298.00
55019900	Storm Sewers, Type 1, Reinforced Concrete Culvert, Storm Drain, and Sewer Pipe, CI IV 24"	FT	83.00
55100500	Storm Sewer Removal, 12"	FT	86.00
55100700	Storm Sewer Removal, 15"	FT	18.00
55100900	Storm Sewer Removal, 18"	FT	337.00
55101200	Storm Sewer Removal, 24"	FT	24.00
56109210	Water Valves to be adjusted	EA	5.00
60223100	Manholes, Ty A, Special, 5' diameter, Type 1 Frame, Clsd Lid	EA	6.00
60242700	Inlets Special No. 3	EA	3.00
60242800	Inlets Special No. 4	EA	1.00
60260200	Inlets to be adjusted (Special)	EA	3.00
60255600	Manholes to be adjusted (Special)	EA	3.00
60500060	Removing Inlets	EA	2.00
60500040	Removing Manholes	EA	3.00
60604400	Comb. Concrete Curb & Gutter, Type B-6.18	FT	762.00
67100100	Mobilization	LS	1.00
70101700	Traffic Control and Protection	LS	1.00
70106800	Changeable Message Sign	CAL MO	6.00
70300100	Short Term Pavement Marking	FT	1405.00
78000100	Thermoplastic Pavement Marking - Letters and Symbols	SF	272.00
78000200	Thermoplastic Pavement Marking - Line 4"	FT	3745.00
78000400	Thermoplastic Pavement Marking - Line 6"	FT	1362.00
78000600	Thermoplastic Pavement Marking - Line 12"	FT	1335.00
78000650	Thermoplastic Pavement Marking - Line 24"	FT	575.00
20048665	Railroad Liability Insurance	LS	2.00

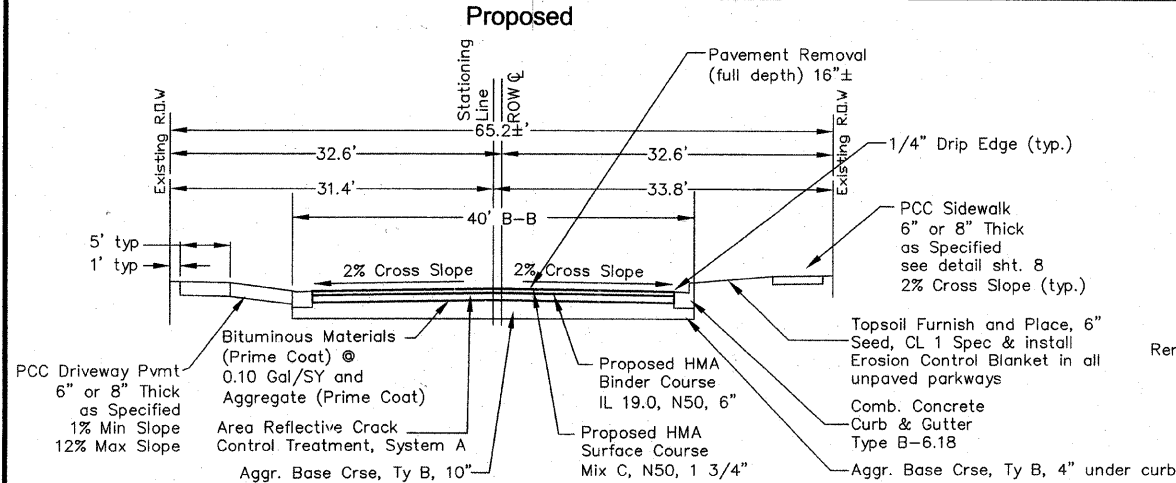
**Sta 99+80 to 104+20
Existing**



**Sta 104+20 to 115+50 & Sta 400+00 to 406+00
Existing**

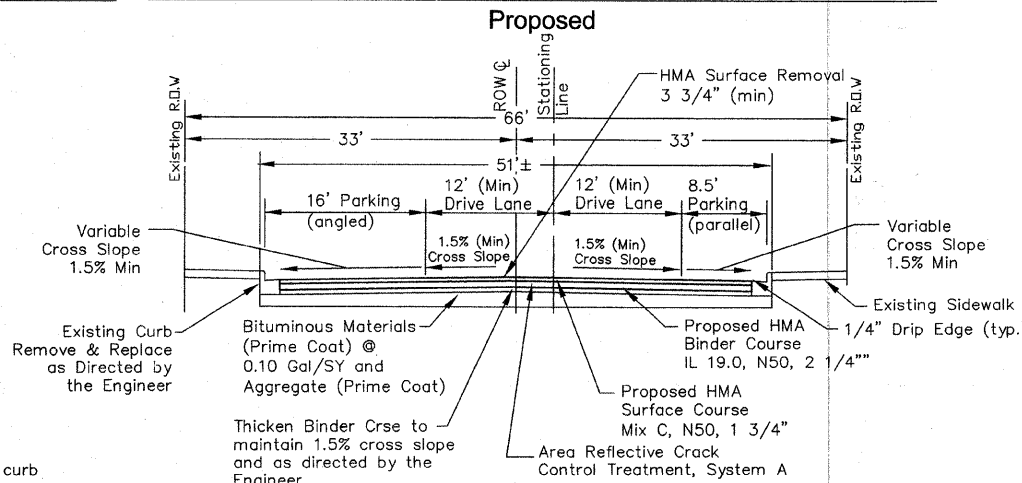


**Sta 99+80 to 101+ 58 & Sta 102+05 to 104+20
Proposed**



Typical Sections

**Sta 101+58 to 102+05, Sta 104+20 to 115+50 & Sta 400+00 to 406+00
Proposed**



HMA Chart

Mixture Uses(s):	Surface	Binder
PG:	PG 64-22	PG 64-22
Design Air Voids	4.0 @ N50	4.0 @ N50
Mixture Composition (Gradation Mixture)	IL 9.5 or 12.5	IL 19.0
Friction Aggregate	C	N/A
20 Year ESAL	0.2	0.2
Mix Unit Weight	112 lbs/sy/in	

Manhole, Inlet & Water Valve Adjustment Schedule

Sta	Type
100+19, 36' Lt	St Inlet
100+19, 37' Rt	St Inlet
102+48, 23' Rt	St Inlet
103+66, 13' Lt	Utility MH
103+90, 3' Rt	San MH
107+87, 1' Rt	San MH
108+03, 14' Lt	Water Valve
111+79, 14' Lt	Water Valve
111+82, 18' Lt	Water Valve
111+89, 13' Lt	Water Valve

REV	DESCRIPTION	DATE	APPROVED
1	Revised	3/31/10	
		4/8/10	