

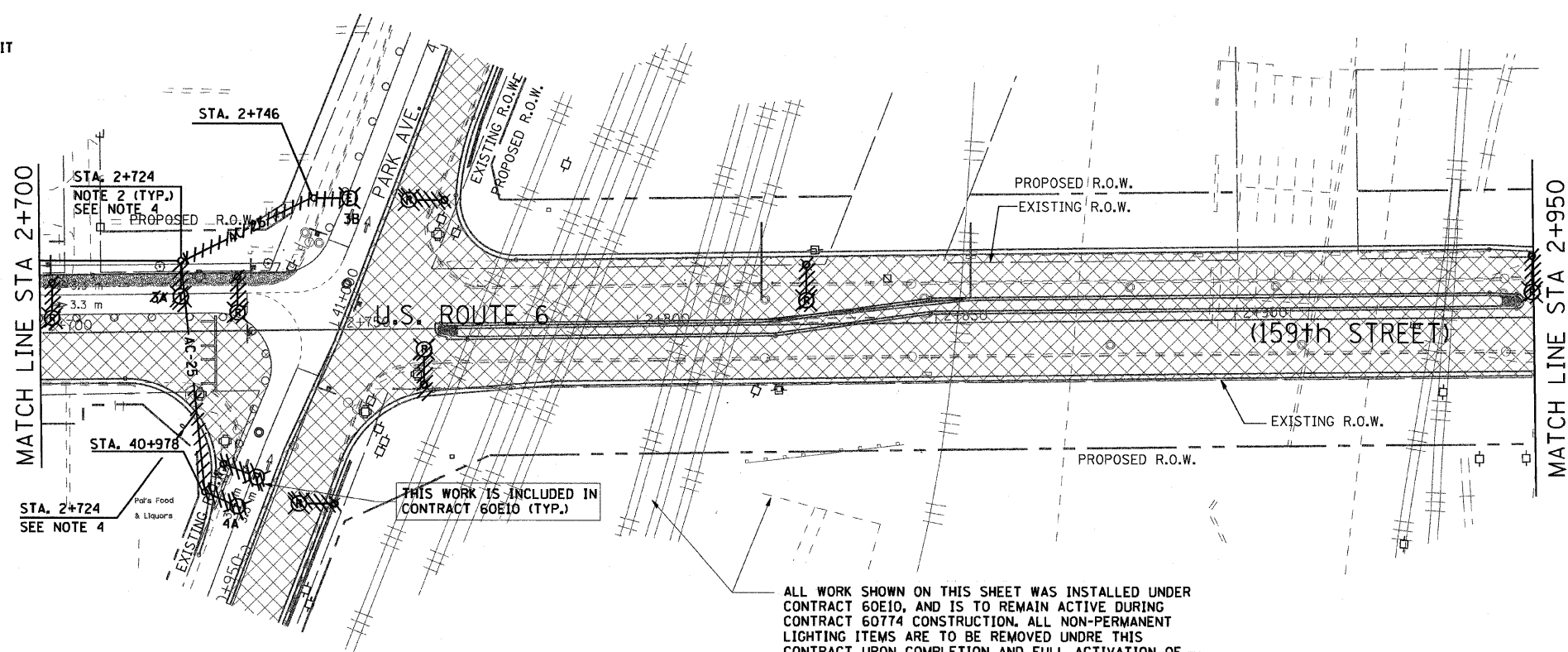
F.A. RTE.	SECTION	COUNTY	TOTAL SHEETS	SHEET NO.
351	3277R	COOK	541	339
STA. 2+700		TO STA. 3+250		
FED. ROAD DIST. NO.		ILLINOIS FED. AID PROJECT		
CONTRACT NO. 60774				

LEGEND

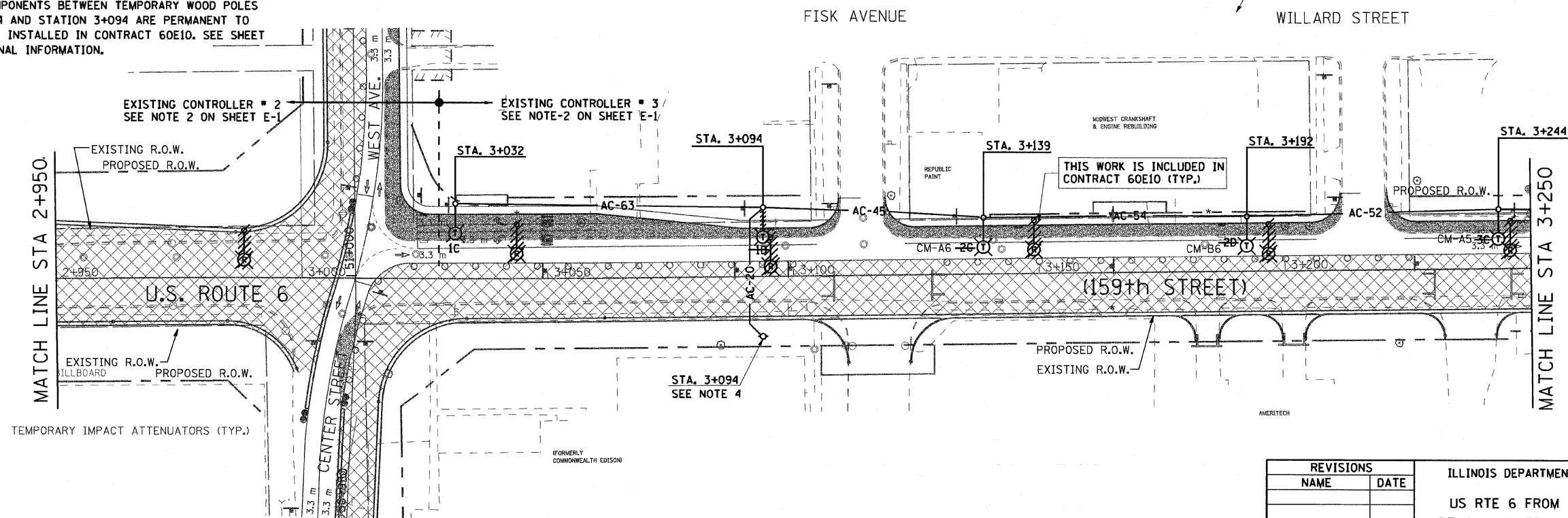
- (R) EXISTING LTG. POLE TO BE REMOVED
- (E) EXISTING LTG. POLE TO REMAIN "AS IS" ON THE EXISTING CIRCUIT DURING CONSTRUCTION STAGE I ONLY. TO BE REMOVED DURING CONSTRUCTION STAGE II.
- ▭ EXISTING PAVEMENT, SHOULDER CURB & GUTTER TO BE REMOVED BY OTHERS
- AC-XX— TEMPORARY AERIAL CABLE 3-1/C NO. 2 ALUMINUM WITH STEEL MESSENGER WIRE XX-INDICATES LENGTH IN METERS
- (A) LIGHT POLE, WOOD, WITH 4.5M MAST ARM AND 400W HPS LUMINAIRES DURING CONSTRUCTION STAGE I ONLY AND TO BE REMOVED DURING CONSTRUCTION STAGE II, SEE NOTE-6 ON SHEET E-1. LETTER DENOTES CIRCUIT IN EXISTING CONTROLLER.
- LIGHT POLE, WOOD, FOR SUPPORT OF TEMPORARY AERIAL CABLE DURING CONSTRUCTION STAGE I
- ⊠ EXISTING CONTROLLER TO BE REMOVED AT COMPLETION OF PROJECT
- ▨ CONSTRUCTION STAGE-I
- TEMPORARY PAVEMENT WITH TEMP. C&G

NOTES:

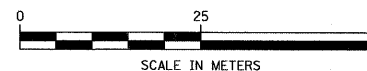
1. REFER TO LIGHTING NOTES ON DRAWING E-1.
2. SETBACK FOR THE TEMPORARY POLES SHALL BE 1.82 M (6') MINIMUM FROM THE BACK OF THE CURB.
3. CIRCUITS CM-A AND CM-B ARE TEMPORARY FEEDS FOR LIGHTING INSTALLED IN CONTRACT 60E10.
4. ALL LIGHTING COMPONENTS BETWEEN TEMPORARY WOOD POLES AT STATION 2+724 AND STATION 3+094 ARE PERMANENT TO REMAIN, AND WERE INSTALLED IN CONTRACT 60E10. SEE SHEET E-18 FOR ADDITIONAL INFORMATION.



ALL WORK SHOWN ON THIS SHEET WAS INSTALLED UNDER CONTRACT 60E10, AND IS TO REMAIN ACTIVE DURING CONTRACT 60774 CONSTRUCTION. ALL NON-PERMANENT LIGHTING ITEMS ARE TO BE REMOVED UNDER THIS CONTRACT UPON COMPLETION AND FULL ACTIVATION OF THE PERMANENT LIGHTING SYSTEM.



DRAWING No. E-6



REVISIONS	
NAME	DATE

ILLINOIS DEPARTMENT OF TRANSPORTATION
 US RTE 6 FROM I-294 TO IL RTE 1
 REMOVAL & TEMPORARY LIGHTING PLAN
 FROM STA. 2+700 TO STA. 3+250

DATE 01/28/09

DRAWN BY S.S./W.S.
 CHECKED BY C.K./H.S.

AEI Delta Engineering, Inc.
 CONSULTING ENGINEERS, CHICAGO, ILLINOIS.