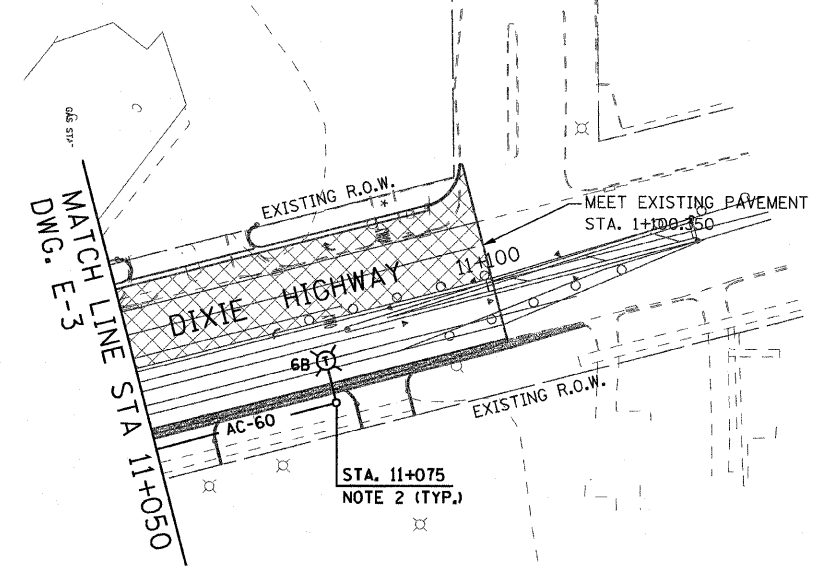
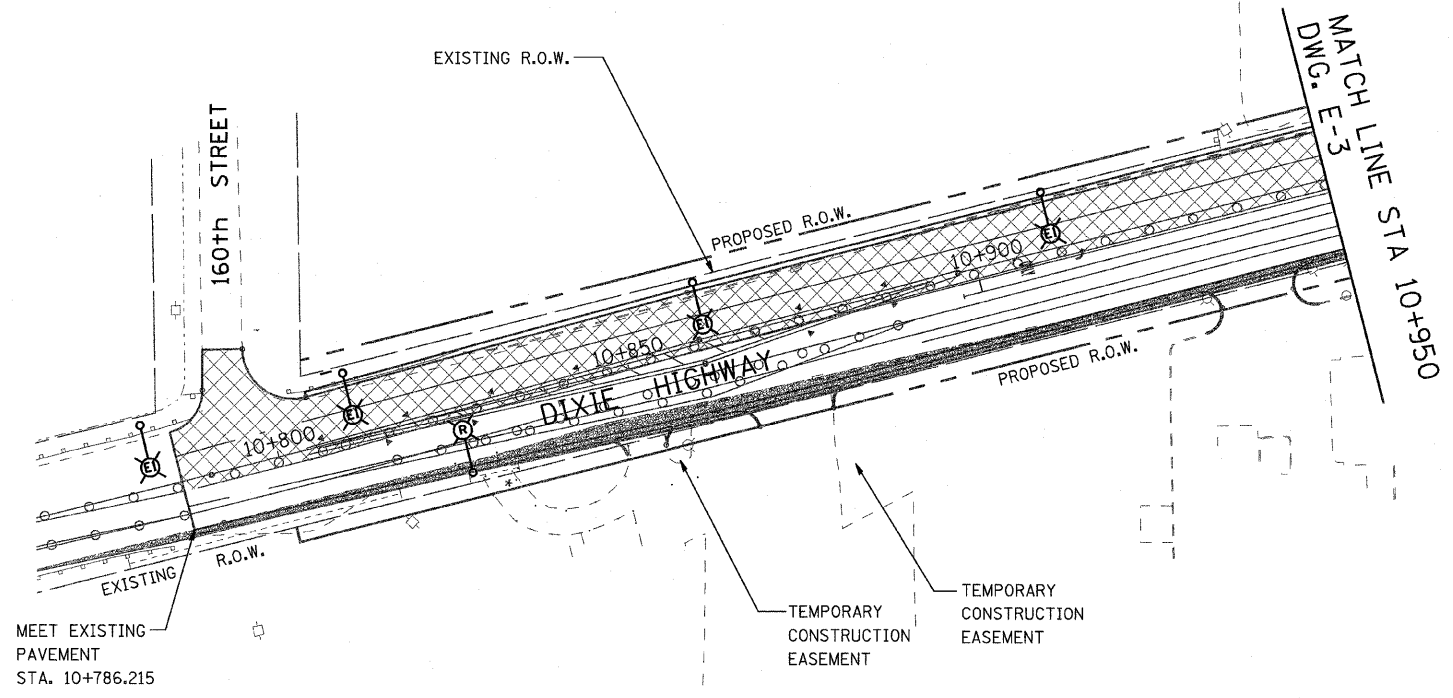
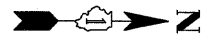


F.A. RTE.	SECTION	COUNTY	TOTAL SHEETS	SHEET NO.
351	3277R	COOK	541	343
STA. 10+770		TO STA. 10+120		
FED. ROAD DIST. NO.		ILLINOIS FED. AID PROJECT		
CONTRACT NO. 60774				

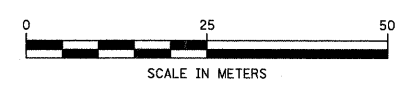


**LEGEND**

- (R) EXISTING LTG. POLE TO BE REMOVED
- (E) EXISTING LTG. POLE TO REMAIN "AS IS" ON THE EXISTING CIRCUIT DURING CONSTRUCTION STAGE I ONLY. TO BE REMOVED DURING CONSTRUCTION STAGE II.
- (ER) EXISTING LTG. POLE TO REMAIN
- ▭ EXISTING PAVEMENT, SHOULDER CURB & GUTTER TO BE REMOVED BY OTHERS
- AC-XX- AERIAL CABLE 3-1/C NO. 2 ALUMINUM WITH STEEL MESSENGER WIRE XX-INDICATES LENGTH IN METERS
- (T) LIGHT POLE, WOOD, WITH 4.5M MAST ARM AND 400W HPS LUMINAIRES DURING CONSTRUCTION STAGE I ONLY AND TO BE REMOVED DURING CONSTRUCTION STAGE II, SEE NOTE-6 ON SHEET E-1. LETTER DENOTES CIRCUIT IN EXISTING CONTROLLER.
- LIGHT POLE, WOOD, FOR SUPPORT OF TEMPORARY AERIAL CABLE DURING CONSTRUCTION STAGE I
- ⊠ EXISTING CONTROLLER TO BE REMOVED AT COMPLETION OF PROJECT
- ▨ CONSTRUCTION STAGE-I
- TEMPORARY PAVEMENT WITH TEMP. C&G

**NOTES:**

1. REFER TO LIGHTING NOTES ON DRAWING E-1.
2. SETBACK FOR THE TEMPORARY POLES SHALL BE 1.82 M (6') MINIMUM FROM THE BACK OF THE CURB.



**Delta Engineering, Inc.**  
CONSULTING ENGINEERS, CHICAGO, ILLINOIS

REVISIONS	
NAME	DATE

**DRAWING No. E-10**

ILLINOIS DEPARTMENT OF TRANSPORTATION  
US RTE 6 FROM I-294 TO IL RTE 1  
REMOVAL & TEMPORARY LIGHTING PLANS  
STA. 10+785 TO STA. 11+100

DRAWN BY S.S./W.S.  
CHECKED BY C.K./H.S.  
DATE 01/28/09