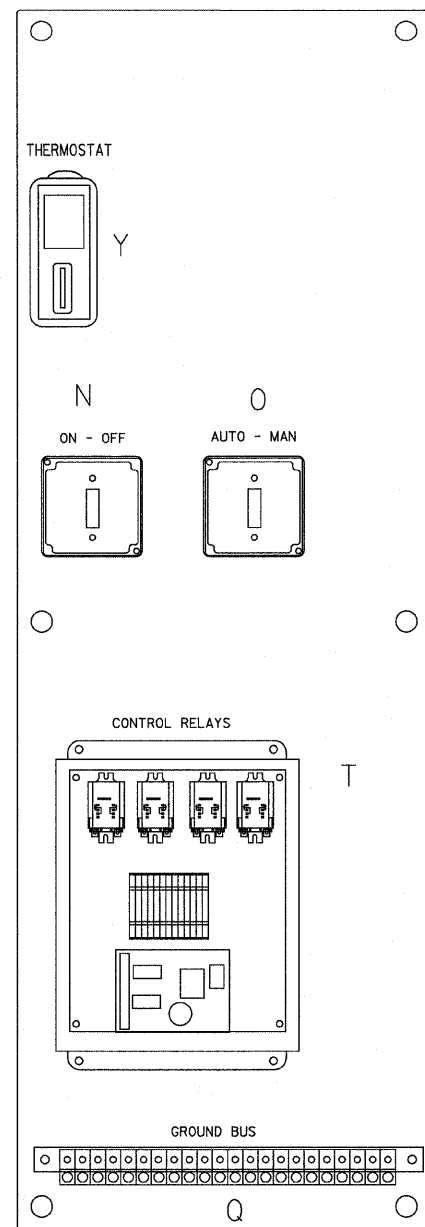
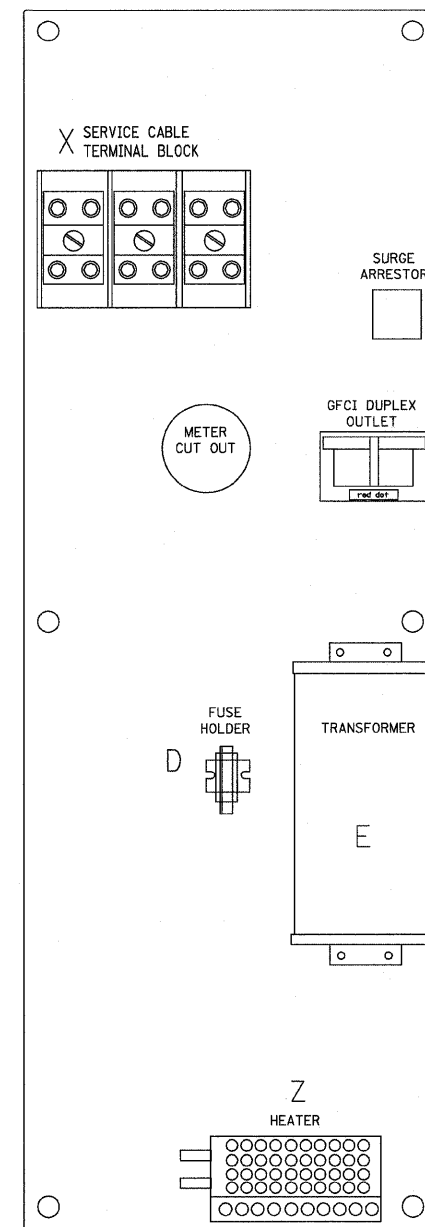
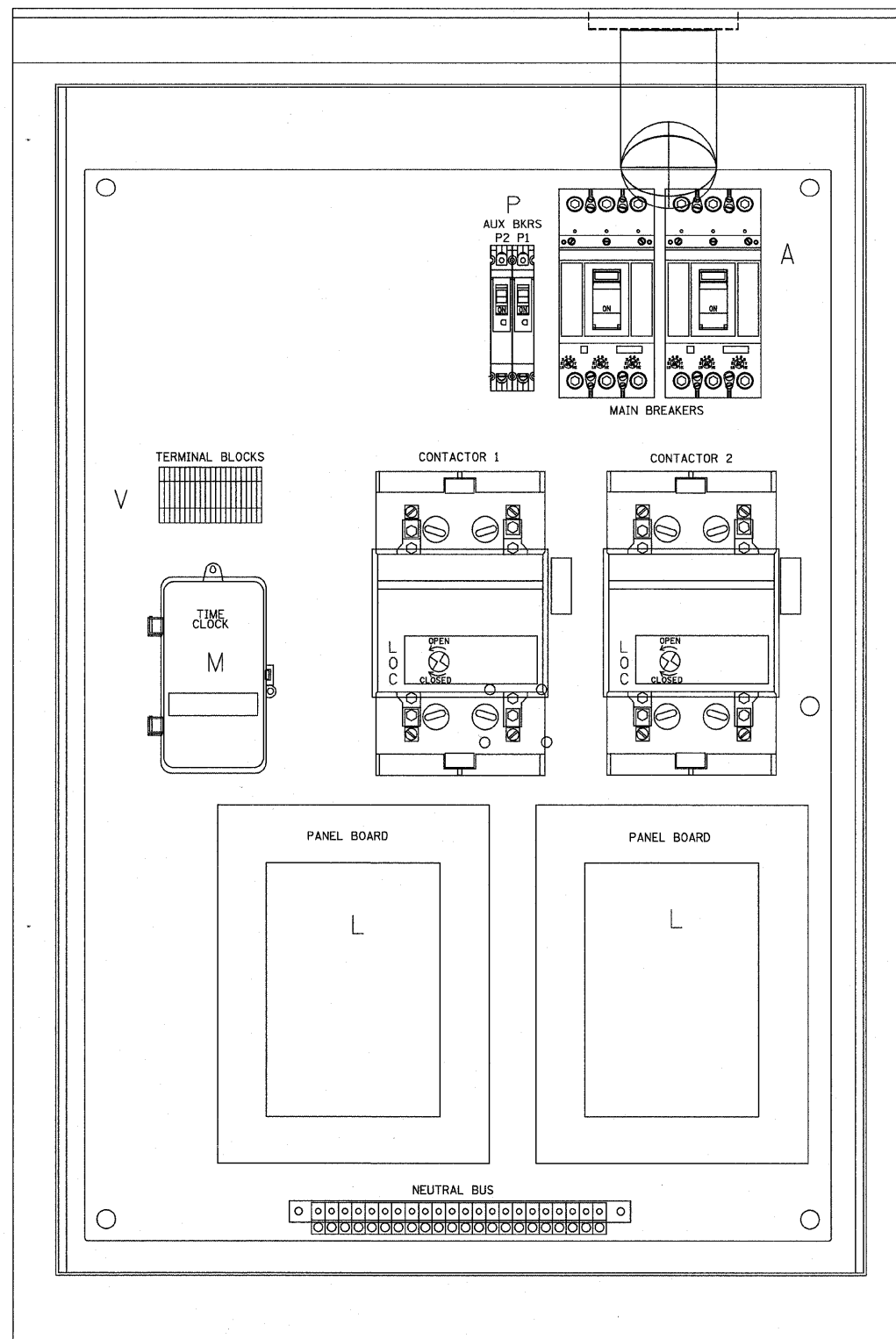


F.A.U. RTE.	SECTION	COUNTY	TOTAL SHEETS	SHEET NO.
351	3277R	COOK	541	359
STA.		TO STA.		
FED. ROAD DIST. NO.		ILLINOIS FED. AID PROJECT		



LEFT SIDE PANEL



RIGHT SIDE PANEL

BILL OF MATERIALS

ITEM #	QTY	DESCRIPTION
A	2	FXD62B175 BREAKERS 2 POLE 175 AMP WITH AUX CONTACT
CLC2	2	MECHANICAL CONTRACTOR 8903PBV10X11V39 2 POLE 200 AMP 240V COIL WITH AUX CONTACTS
D	1	SECTIONAL FUSE HOLDER
E	1	1.5 KVA 277V-240/120 TRASFORMER
G	1	15 AMP GFCI
H	2	DOOR SWITCH
I	1	LIGHT FIXTURE
J	1	METER FITTING 1 PHASE 3 WIRE 200 AMP
K	1	SURGE ARRESTOR
L	2	PANEL BOARD 480/240V 1 PHASE, 250 AMP COPPER BUS
M	1	2 CHANNEL DIGITAL TIME CLOCK
N	1	MOMENTARY SWITCH ON - OF
O	1	DPDT 20 AMP AUTO-MANUAL
P1	1	BREAKER 1P 15A
P2	1	BREAKER 1P 15A
Q	2	COPPER GROUND AND NEUTRAL BUS 1 X 16 X 1/4
T	1	CONTROL RELAY ASSEMBLY 240V COILS WITH DPDT 25 AMP RELAYS (R1,R2,R3,R4), MOMENTARY CONTACT ADAPTER, QTY 12 TERMINAL BLOCKS
V	20	TERMINAL BLOCKS
X	1	620 AMP SPLICE BLOCK
Y	1	CHROMALOX WR 80, 40-80 DEG THERMOSTAT
Z	1	HEATREX 276-10 375 WATT HEATER

*

PLOT DATE = 4/18/2007
 FILE NAME = K:\data\be200.dgn
 PLOT SCALE = 45.0000 / IN.
 USER NAME = bboard

E-200

REVISIONS	
NAME	DATE
	12/18/02

ILLINOIS DEPARTMENT OF TRANSPORTATION

LIGHTING CONTROLLER
 DUPLEX TYPE
 SHT 1 OF 4

SCALE: VERT. NONE
 HORIZ.

DRAWN BY CADD

CHECKED BY

E-200 (BE-200)