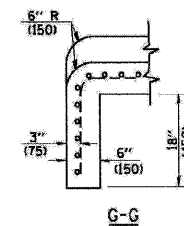
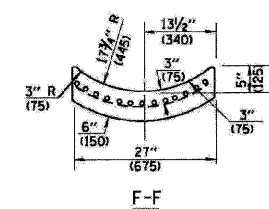
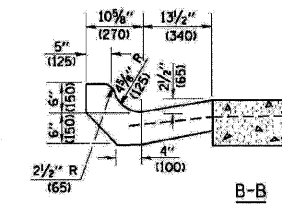
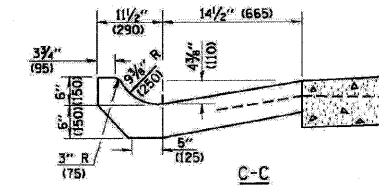
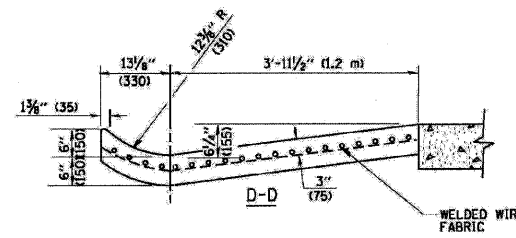
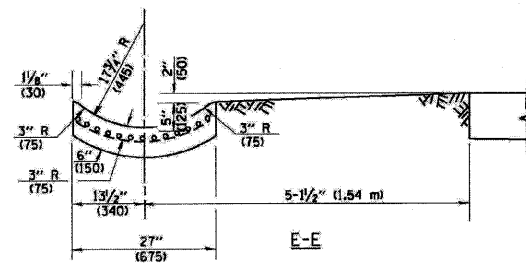


* DIMENSIONS OF THE CURB & GUTTER AT SECTION A-A ARE SHOWN ON STATE STANDARD 606001. FOR DETAILS OF OUTLET FOR CONCRETE CURB & GUTTER, TYPE B-6.24 (B-15.60) SEE STATE STANDARD 606006.



GENERAL NOTES

GUTTER OUTLET SHALL BE TIED TO THE PAVEMENT IN ACCORDANCE WITH DETAILS FOR LONGITUDINAL CONSTRUCTION JOINT SHOWN ON STANDARD 420001.

TIE BARS SHALL BE NO. 20 (NO.6) AT 24" (600) CENTERS UNLESS OTHERWISE SHOWN.

IF THE AVERAGE GRADE OF PAVEMENT FOR THE DISTANCE FROM SECTION A-A TO D-D EXCEEDS 2%, THIS DISTANCE SHALL BE INCREASED 6' (1.8 m) FOR EACH 1% INCREASE IN GRADE.

QUANTITIES

FOR SECTION A-A TO E-E AND CURTAIN WALL = 1.25 CU. YDS. (0.96 m³) CLASS S1 CONCRETE (OUTLET) FOR 9" (225) PAV'T. 1.27 CU. YDS. (0.96 m³) CLASS S1 CONCRETE (OUTLET) FOR 10" (250) PAV'T. FOR SECTION F-F = 0.045 CU. YDS. (0.03 m³) CLASS S1 CONCRETE PER FF. (M).

ALL DIMENSIONS ARE IN INCHES (MILLIMETERS) UNLESS OTHERWISE SHOWN.

OUTLET FOR CONCRETE CURB AND GUTTER

FILE NAME = ...\\D150C07-ehd-details.dgn	USER NAME = Plotted by flin	DESIGNED - ST	REVISED -	STATE OF ILLINOIS DEPARTMENT OF TRANSPORTATION	DISTRICT STANDARDS OAK PARK AVENUE OVER UNION DRAINAGE DITCH	F.A.U. RTE. 2774	SECTION 0306T	COUNTY COOK	TOTAL SHEETS 55	SHEET NO. 39
PLOT SCALE = 500.0012 1/4" / IN.	CHECKED - FML	REVISED -	SCALE: N.T.S.			SHEET NO. OF SHEETS STA. TO STA.	CONTRACT NO. 60C07			
PLOT DATE = 12/9/2008	DATE - 10/2008	REVISED -				FED. ROAD DIST. NO. [ILLINOIS] FED. AID PROJECT				