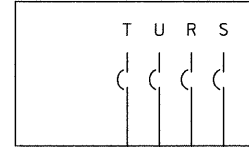
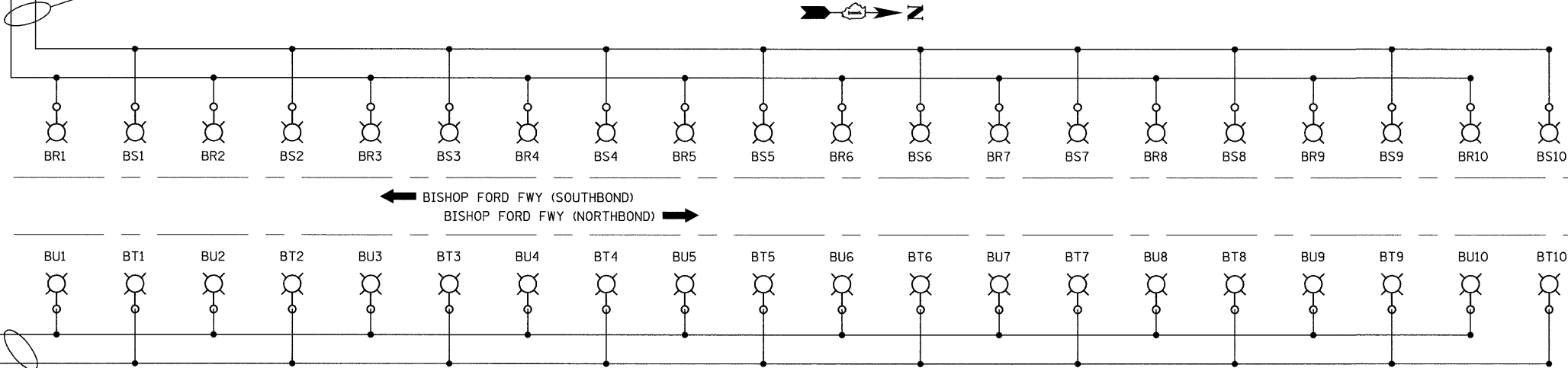


EXISTING CONTROL CABINET "B"



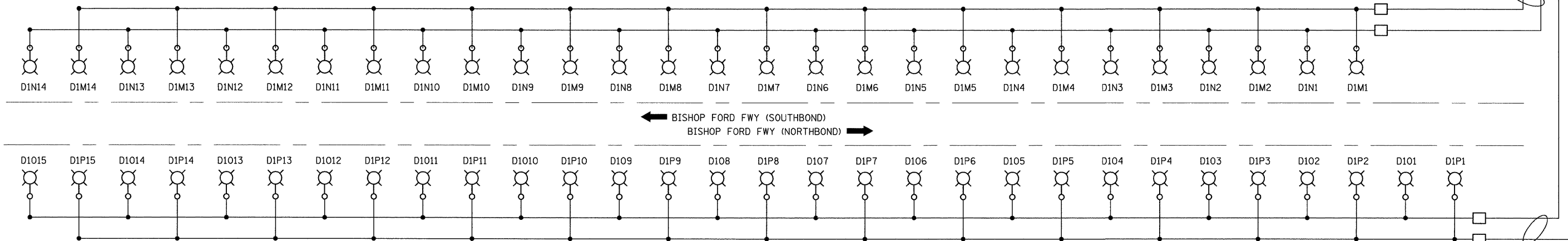
LOAD TABLE LIGHTING CONTROLLER "B"					
CIRCUIT	BLACK PHASE		CIRCUIT	RED PHASE	
	AMPS	WATTS		AMPS	WATTS
R	16.875	4050	S	16.875	4050
T	16.875	4050	U	16.875	4050
TOTAL	33.75	8100	TOTAL	33.75	8100

3-1/C NO.2 AND 1-1/C NO.4 GRD.



**PROPOSED SINGLE LINE DIAGRAM  
LIGHTING CONTROLLER "B"**

NOT TO SCALE



**PROPOSED SINGLE LINE DIAGRAM  
LIGHTING CONTROLLER "D1"**

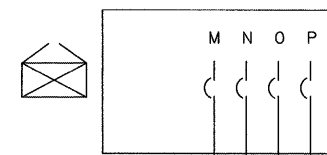
NOT TO SCALE

LEGEND

- 310 W. H.P.S. LUMINAIRE - PROPOSED
- LIGHTING CONTROLLER - EXISTING
- BUCK-BOOST TRANSFORMER - PROPOSED

LOAD TABLE LIGHTING CONTROLLER "D1"					
CIRCUIT	BLACK PHASE		CIRCUIT	RED PHASE	
	AMPS	WATTS		AMPS	WATTS
M	23.625	5670	N	23.625	5670
O	25.313	6075	P	25.313	6075
TOTAL	48.938	11745	TOTAL	48.938	11745

EXISTING CONTROL CABINET "D1"



3-1/C NO.2 AND 1-1/C NO.4 GRD.

3-1/C NO.2 AND 1-1/C NO.4 GRD.

STATE OF ILLINOIS  
DEPARTMENT OF TRANSPORTATION

PROPOSED LIGHTING PLAN  
ONE LINE DIAGRAM

<b>JACOBS</b>		ONE NORTH FRANKLIN CHICAGO IL, 60606 312-251-3000		
F.A.P. RTE. 332	SECTION 2008-081 L	COUNTY COOK	TOTAL SHEETS 18	SHEET NO. 14
FED. ROAD DIST. NO.		ILLINOIS FED. AID PROJECT		
CONTRACT NO. 60F83				

FILE NAME =	USER NAME = default	DESIGNED - HS	REVISED -
Pa_2009\C9X93600\CADD\Sheets\Lighting\Proposed_Sheet_12_Riser_Diagram.dgn	Proposed_Sheet_12_Riser_Diagram.dgn	DRAWN - MJO/HS	REVISED -
PLOT SCALE = #SCALE#	CHECKED - CDS	REVISED -	REVISED -
PLOT DATE = 3/5/2009	DATE - 3/5/2009	REVISED -	REVISED -

SCALE: N.T.S. SHEET NO. OF SHEETS STA. - TO STA. -