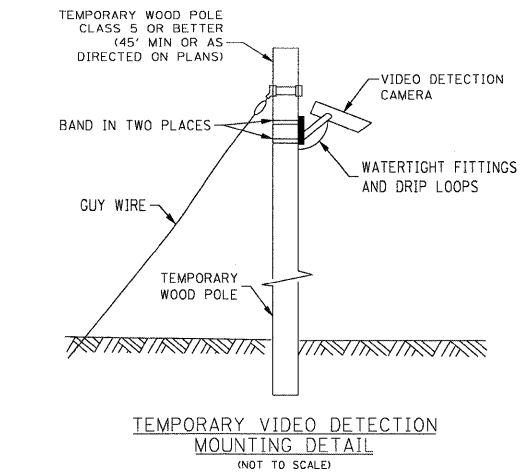
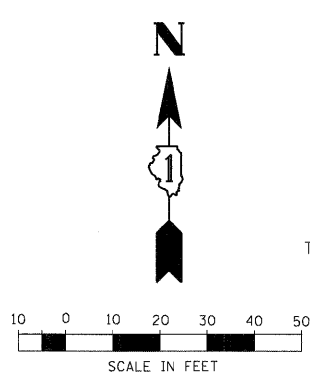


1/27/2009

RESTORATION OF WORK AREA, RESTORATION OF THE TRAFFIC SIGNAL WORK AREA SHALL BE INCIDENTAL TO THE RELATED PAY ITEM SUCH AS FOUNDATION, CONDUIT, HANDHOLE, TRENCH AND BACKFILL, ETC., AND NO EXTRA COMPENSATION SHALL BE ALLOWED. ALL ROADWAY SURFACES SUCH AS SHOULDERS, MEDIANS, SIDEWALKS, PAVEMENT, ETC. SHALL BE REPLACED IN KIND. ALL DAMAGE TO MOWED LAWNS SHALL BE REPLACED WITH AN APPROVED SOD, AND ALL DAMAGE TO UNMOWED FIELDS SHALL BE SEEDING IN ACCORDANCE WITH STANDARD SPECIFICATIONS 252 AND 250 RESPECTIVELY.



THE FOLLOWING ITEMS SHALL BE REMOVED BY THE CONTRACTOR AND SHALL BE DISPOSED BY THEM OUTSIDE THE RIGHT-OF-WAY AT THEIR EXPENSE. THE SALVAGE VALUE OF THE REMOVED EQUIPMENT SHALL BE REFLECTED IN THE CONTRACT BID PRICE.

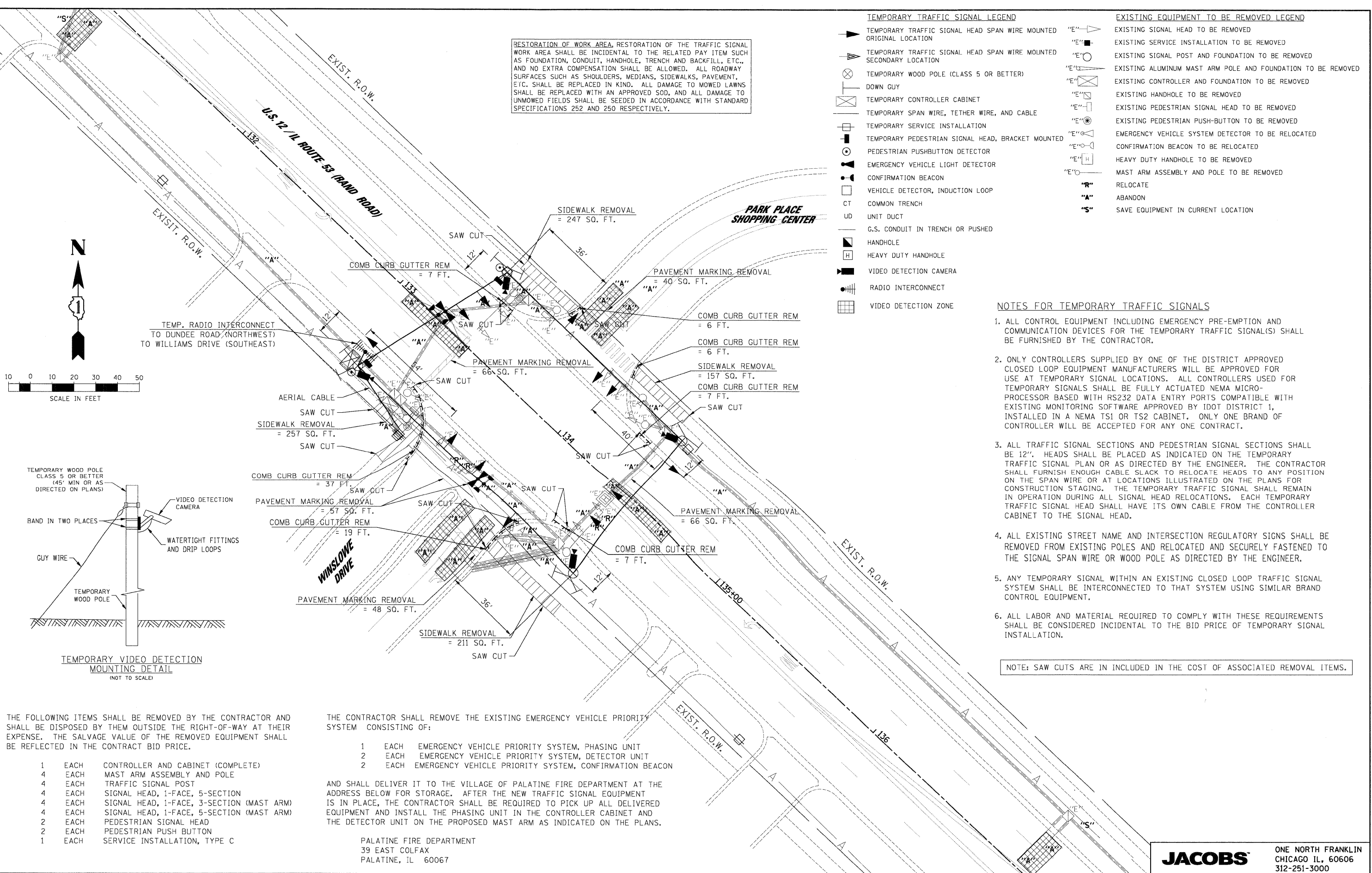
- 1 EACH CONTROLLER AND CABINET (COMPLETE)
- 4 EACH MAST ARM ASSEMBLY AND POLE
- 4 EACH TRAFFIC SIGNAL POST
- 4 EACH SIGNAL HEAD, 1-FACE, 5-SECTION
- 4 EACH SIGNAL HEAD, 1-FACE, 3-SECTION (MAST ARM)
- 4 EACH SIGNAL HEAD, 1-FACE, 5-SECTION (MAST ARM)
- 2 EACH PEDESTRIAN SIGNAL HEAD
- 2 EACH PEDESTRIAN PUSH BUTTON
- 1 EACH SERVICE INSTALLATION, TYPE C

THE CONTRACTOR SHALL REMOVE THE EXISTING EMERGENCY VEHICLE PRIORITY SYSTEM CONSISTING OF:

- 1 EACH EMERGENCY VEHICLE PRIORITY SYSTEM, PHASING UNIT
- 2 EACH EMERGENCY VEHICLE PRIORITY SYSTEM, DETECTOR UNIT
- 2 EACH EMERGENCY VEHICLE PRIORITY SYSTEM, CONFIRMATION BEACON

AND SHALL DELIVER IT TO THE VILLAGE OF PALATINE FIRE DEPARTMENT AT THE ADDRESS BELOW FOR STORAGE. AFTER THE NEW TRAFFIC SIGNAL EQUIPMENT IS IN PLACE, THE CONTRACTOR SHALL BE REQUIRED TO PICK UP ALL DELIVERED EQUIPMENT AND INSTALL THE PHASING UNIT IN THE CONTROLLER CABINET AND THE DETECTOR UNIT ON THE PROPOSED MAST ARM AS INDICATED ON THE PLANS.

PALATINE FIRE DEPARTMENT
39 EAST COLFAX
PALATINE, IL 60067



- TEMPORARY TRAFFIC SIGNAL LEGEND**
- ▲ TEMPORARY TRAFFIC SIGNAL HEAD SPAN WIRE MOUNTED ORIGINAL LOCATION
 - ▲ TEMPORARY TRAFFIC SIGNAL HEAD SPAN WIRE MOUNTED SECONDARY LOCATION
 - ⊗ TEMPORARY WOOD POLE (CLASS 5 OR BETTER)
 - DOWN GUY
 - TEMPORARY CONTROLLER CABINET
 - TEMPORARY SPAN WIRE, TETHER WIRE, AND CABLE
 - TEMPORARY SERVICE INSTALLATION
 - TEMPORARY PEDESTRIAN SIGNAL HEAD, BRACKET MOUNTED
 - PEDESTRIAN PUSHBUTTON DETECTOR
 - EMERGENCY VEHICLE LIGHT DETECTOR
 - CONFIRMATION BEACON
 - VEHICLE DETECTOR, INDUCTION LOOP
 - CT COMMON TRENCH
 - UD UNIT DUCT
 - G.S. CONDUIT IN TRENCH OR PUSHED
 - HANDHOLE
 - HEAVY DUTY HANDHOLE
 - VIDEO DETECTION CAMERA
 - RADIO INTERCONNECT
 - VIDEO DETECTION ZONE

- EXISTING EQUIPMENT TO BE REMOVED LEGEND**
- EXISTING SIGNAL HEAD TO BE REMOVED
 - EXISTING SERVICE INSTALLATION TO BE REMOVED
 - EXISTING SIGNAL POST AND FOUNDATION TO BE REMOVED
 - EXISTING ALUMINUM MAST ARM POLE AND FOUNDATION TO BE REMOVED
 - EXISTING CONTROLLER AND FOUNDATION TO BE REMOVED
 - EXISTING HANDHOLE TO BE REMOVED
 - EXISTING PEDESTRIAN SIGNAL HEAD TO BE REMOVED
 - EXISTING PEDESTRIAN PUSH-BUTTON TO BE REMOVED
 - EMERGENCY VEHICLE SYSTEM DETECTOR TO BE RELOCATED
 - CONFIRMATION BEACON TO BE RELOCATED
 - HEAVY DUTY HANDHOLE TO BE REMOVED
 - MAST ARM ASSEMBLY AND POLE TO BE REMOVED
 - R— RELOCATE
 - A— ABANDON
 - S— SAVE EQUIPMENT IN CURRENT LOCATION

NOTES FOR TEMPORARY TRAFFIC SIGNALS

1. ALL CONTROL EQUIPMENT INCLUDING EMERGENCY PRE-EMPTION AND COMMUNICATION DEVICES FOR THE TEMPORARY TRAFFIC SIGNAL(S) SHALL BE FURNISHED BY THE CONTRACTOR.
2. ONLY CONTROLLERS SUPPLIED BY ONE OF THE DISTRICT APPROVED CLOSED LOOP EQUIPMENT MANUFACTURERS WILL BE APPROVED FOR USE AT TEMPORARY SIGNAL LOCATIONS. ALL CONTROLLERS USED FOR TEMPORARY SIGNALS SHALL BE FULLY ACTUATED NEMA MICRO-PROCESSOR BASED WITH RS232 DATA ENTRY PORTS COMPATIBLE WITH EXISTING MONITORING SOFTWARE APPROVED BY IDOT DISTRICT 1, INSTALLED IN A NEMA TS1 OR TS2 CABINET. ONLY ONE BRAND OF CONTROLLER WILL BE ACCEPTED FOR ANY ONE CONTRACT.
3. ALL TRAFFIC SIGNAL SECTIONS AND PEDESTRIAN SIGNAL SECTIONS SHALL BE 12". HEADS SHALL BE PLACED AS INDICATED ON THE TEMPORARY TRAFFIC SIGNAL PLAN OR AS DIRECTED BY THE ENGINEER. THE CONTRACTOR SHALL FURNISH ENOUGH CABLE SLACK TO RELOCATE HEADS TO ANY POSITION ON THE SPAN WIRE OR AT LOCATIONS ILLUSTRATED ON THE PLANS FOR CONSTRUCTION STAGING. THE TEMPORARY TRAFFIC SIGNAL SHALL REMAIN IN OPERATION DURING ALL SIGNAL HEAD RELOCATIONS. EACH TEMPORARY TRAFFIC SIGNAL HEAD SHALL HAVE ITS OWN CABLE FROM THE CONTROLLER CABINET TO THE SIGNAL HEAD.
4. ALL EXISTING STREET NAME AND INTERSECTION REGULATORY SIGNS SHALL BE REMOVED FROM EXISTING POLES AND RELOCATED AND SECURELY FASTENED TO THE SIGNAL SPAN WIRE OR WOOD POLE AS DIRECTED BY THE ENGINEER.
5. ANY TEMPORARY SIGNAL WITHIN AN EXISTING CLOSED LOOP TRAFFIC SIGNAL SYSTEM SHALL BE INTERCONNECTED TO THAT SYSTEM USING SIMILAR BRAND CONTROL EQUIPMENT.
6. ALL LABOR AND MATERIAL REQUIRED TO COMPLY WITH THESE REQUIREMENTS SHALL BE CONSIDERED INCIDENTAL TO THE BID PRICE OF TEMPORARY SIGNAL INSTALLATION.

NOTE: SAW CUTS ARE INCLUDED IN THE COST OF ASSOCIATED REMOVAL ITEMS.

FILE NAME = 10_TempSignalPlan_Rand&Winslowe.dgn
USER NAME = #USER#
DESIGNED -
DRAWN -
CHECKED -
PLOT SCALE = #SCALE#
PLOT DATE = 1/27/2009

DESIGNED -
DRAWN -
CHECKED -
DATE = 1/22/2009

REVISED -
REVISED -
REVISED -
REVISED -

STATE OF ILLINOIS
DEPARTMENT OF TRANSPORTATION

TEMPORARY TRAFFIC SIGNAL INSTALLATION
REMOVE EXISTING TRAFFIC SIGNAL EQUIPMENT PLAN
U.S. ROUTE 12 (RAND ROAD) AND WINSLOWE DRIVE

SCALE: 1"=20' SHEET NO. OF SHEETS STA. TO STA.

JACOBS ONE NORTH FRANKLIN CHICAGO IL, 60606 312-251-3000

F.A.P. RTE.	SECTION	COUNTY	TOTAL SHEETS	SHEET NO.
334	2008-08-31	COOK	80	21
CONTRACT NO. 60F87				
FED. ROAD DIST. NO.		ILLINOIS FED. AID PROJECT		