F.A.I. 2	0101.6-2P	COOK	246	180

Sheet No. 9
Sheets 11

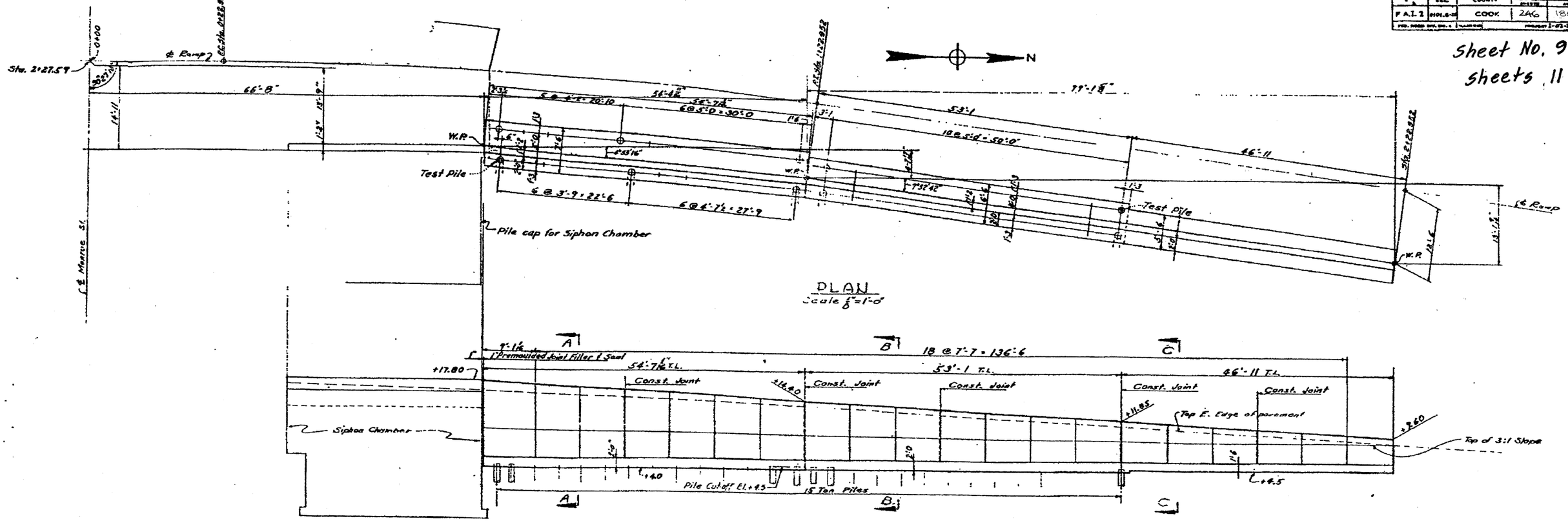

PLAN
Scale ⅛"=1'-0"

ELEVATION
Scale ⅛"=1'-0"

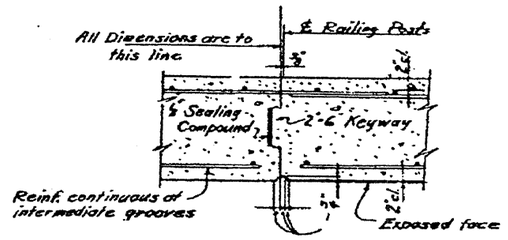

DETAIL OF CONSTRUCTION JOINT

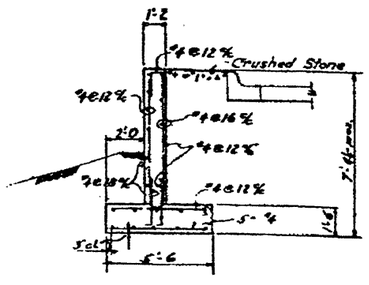

SECTION C-C
Scale ¼"=1'-0"

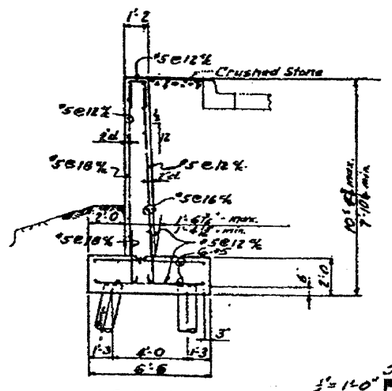

SECTION B-B
Scale ¼"=1'-0"

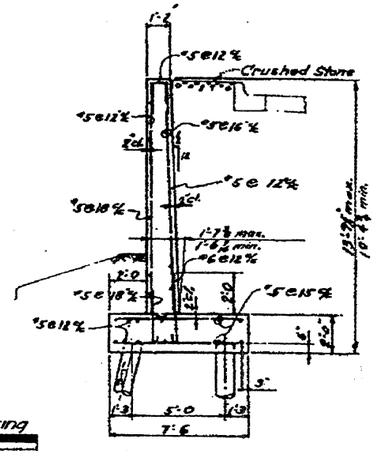

SECTION A-A
Scale ¼"=1'-0"

Scales of tracing
¼"=1'-0"
⅛"=1'-0"

FOR INFORMATION ONLY

NOTES:-
For General Notes see sheet G-36
For detail of Siphon Chamber see G-32
For location of Steel Handrail Anchor Bolts, See Sheet A-1.

CITY OF CHICAGO
DEPARTMENT OF PUBLIC WORKS
BUREAU OF ENGINEERING
NORTHWEST ROUTE SUPERHIGHWAY
SECTION 0101.6-2P

RETAINING WALL
EXIT RAMP "K"

SCALE: AS NOTED
SHEET NO. G-38 OF
APRIL 1957
SHEETS

E. H. Pratscher
Reproduction