

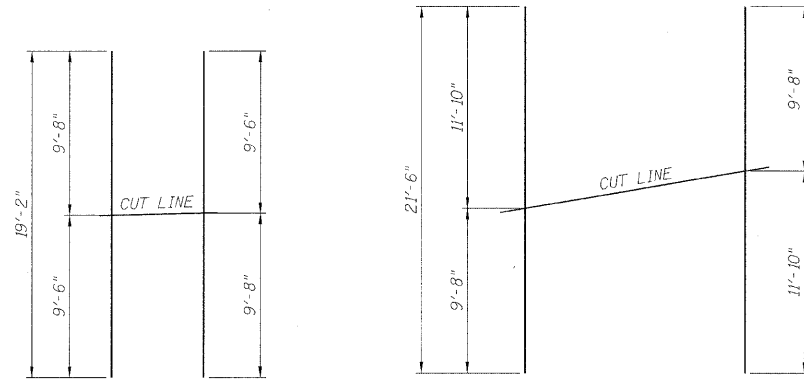
STATE OF ILLINOIS
DEPARTMENT OF TRANSPORTATION

ROUTE NO.	SECTION	COUNTY	SHEET NO.	SHEET NO.
F.A.P. 90/94	*	COOK	246	187
FED. ROAD DIST. NO. 7	ILLINOIS	FED. AID PROJECT-		

SHEET NO. 05

09 SHEETS

*SECT. (202.6-2P, ETC, 1415 & 1517)R-7
Contract # 62408

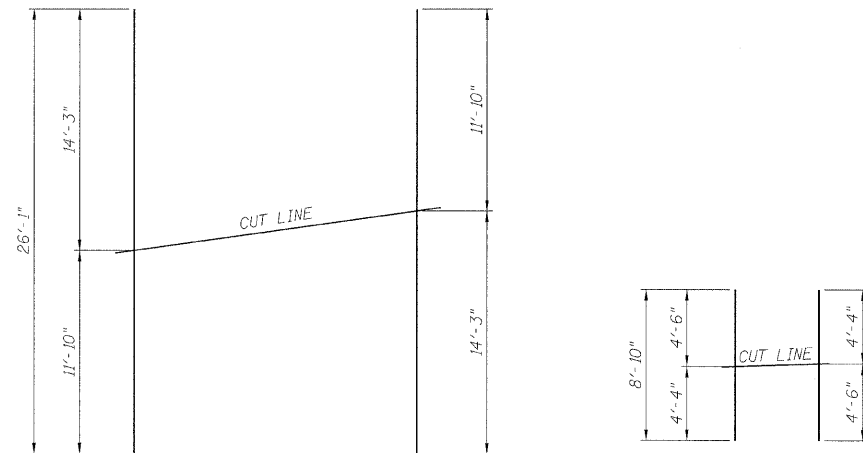


BAR v1(E)

3 BARS-1 SET
(USE REMAINDER OF BARS
IN OPPOSITE FACE)

BAR v1(E)

33 BARS-1 SET
(USE REMAINDER OF BARS
IN OPPOSITE FACE)



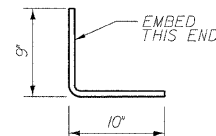
BAR v2(E)

30 BARS-1 SET
(USE REMAINDER OF BARS
IN OPPOSITE FACE)

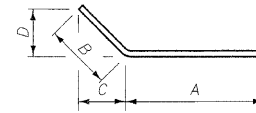
BAR v3(E)

3 BARS-1 SET

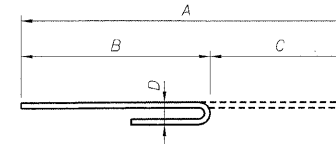
BAR CUTTING DIAGRAMS



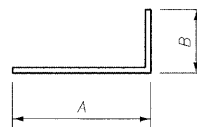
BAR d1(E)



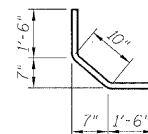
BARS d1(E), d9(E), d14(E) OR d20(E)



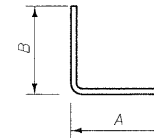
BARS d2(E) THRU d3(E)



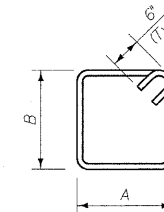
BARS d5(E) OR d6(E)



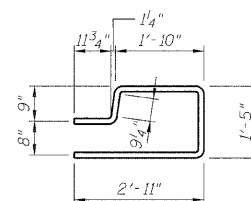
BAR d7(E)



BARS d8(E), d13(E) OR d19(E)



**BARS d10(E) THRU d12(E)
OR d15(E) THRU d18(E)
OR d21(E) THRU d22(E)**



BAR d23(E)

BAR BENDING DIAGRAMS

Bar	A		B		C		D	
	Ft.	In.	Ft.	In.	Ft.	In.	Ft.	In.
d1(E)	2	10	1	6	1	0 3/4	1	0 3/4
d2(E)	3	2	2	3	0	11	0	8
d3(E)	1	8	1	1	0	7	0	5
d4(E)	INTENTIONALLY BLANK							
d5(E)	2	0	1	0				
d6(E)	3	9	1	0				
d8(E)	2	8	2	3				
d9(E)	3	9	2	4	1	7	1	7
d10(E)	2	3	2	8 1/2				
d11(E)	2	3	2	0				
d12(E)	2	3	1	3				
d13(E)	3	5	3	0				
d14(E)	4	10	3	0	2	1 1/2	2	1 1/2
d15(E)	2	6	3	6				
d16(E)	2	6	2	9				
d17(E)	2	6	2	0				
d18(E)	2	6	1	3				
d19(E)	1	6	2	3				
d20(E)	2	3	1	11	1	4	1	4
d21(E)	2	3	1	6 1/2				
d22(E)	2	3	0	10				

BILL OF MATERIAL

Bar	No.	Size	Length	Shape
d1(E)	25	5	1'-7"	
d1(E)	13	7	4'-4"	
d2(E)	11	8	3'-2"	
d3(E)	11	5	1'-8"	
d4(E)	INTENTIONALLY BLANK			
d5(E)	126	5	3'-0"	
d6(E)	77	5	4'-9"	
d7(E)	22	5	3'-10"	
d8(E)	5	8	7'-2"	
d9(E)	5	5	6'-1"	
d10(E)	4	5	10'-11"	
d11(E)	1	5	9'-6"	
d12(E)	1	5	8'-0"	
d13(E)	6	9	9'-5"	
d14(E)	6	5	7'-10"	
d15(E)	5	5	13'-0"	
d16(E)	1	5	11'-6"	
d17(E)	1	5	10'-0"	
d18(E)	1	5	8'-6"	
d19(E)	5	5	6'-0"	
d20(E)	5	5	4'-2"	
d21(E)	4	5	8'-7"	
d22(E)	1	5	7'-2"	
d23(E)	133	5	7'-11"	
h1(E)	22	6	1'-8"	
h1(E)	28	6	35'-11"	
h2(E)	26	6	29'-7"	
h3(E)	6	6	30'-7"	
h4(E)	12	5	2'-2"	
h5(E)	12	5	33'-3"	
h6(E)	6	5	1'-8"	
h7(E)	33	7	2'-0"	
v1(E)	3	5	19'-2"	
v1(E)	33	5	21'-6"	
v2(E)	30	5	26'-1"	
v3(E)	2	5	11'-11"	
v4(E)	2	5	10'-4"	
v5(E)	6	5	11'-0"	
v6(E)	6	5	10'-4"	
v7(E)	6	5	9'-9"	
v8(E)	6	5	9'-1"	
v9(E)	6	5	8'-6"	
v10(E)	6	5	7'-10"	
v11(E)	6	5	7'-3"	
v12(E)	2	5	12'-2"	
v13(E)	2	5	14'-3"	
CONCRETE STRUCTURES		CU. YD.	51.0	
REINFORCEMENT BARS, EPOXY COATED		POUND	8,560	

RAMPS 'B' & 'C' BARBILL & DETAILS
I-90/94 KENNEDY EXPRESSWAY
(HUBBARDS CAVE TO I-290)
SECTION (202.6-2P, ETC, 1415 & 1517)R-7
COOK COUNTY
STRUCTURE NO. 016-W985

DESIGNED	ASP
CHECKED	LNB
DRAWN	BEM
CHECKED	ASP