

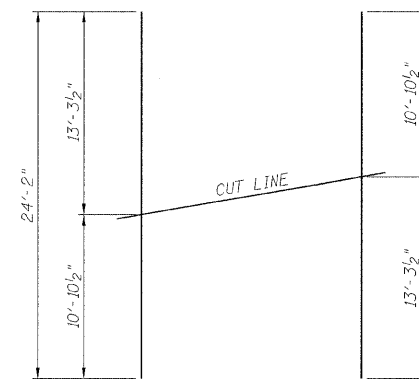
STATE OF ILLINOIS
DEPARTMENT OF TRANSPORTATION

ROUTE NO.	SECTION	COUNTY	SHEET NO.	SHEET TOTAL
F.A.P. 90/94	*	COOK	24C	196
FED. ROAD DIST. NO. 1		ILLINOIS	FED. AID PROJECT	

SHEET NO. 05

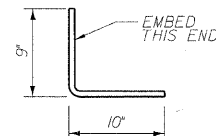
07 SHEETS

*SECT. (202.6-2P, ETC, 1415 & 1517)R-7
Contract # 62408

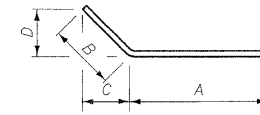


BAR v1(E)

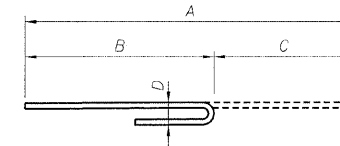
34 BARS-1 SET
(USE REMAINDER OF BARS
IN OPPOSITE FACE)



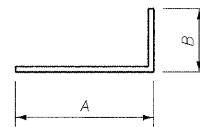
BAR d1(E)



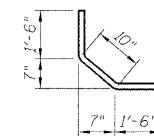
BARS d1(E), d9(E), d15(E) OR d21(E)



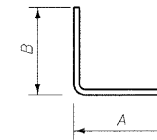
BARS d2(E) THRU d4(E)



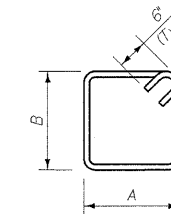
BARS d5(E) OR d6(E)



BAR d7(E)



BARS d8(E), d14(E) OR d20(E)



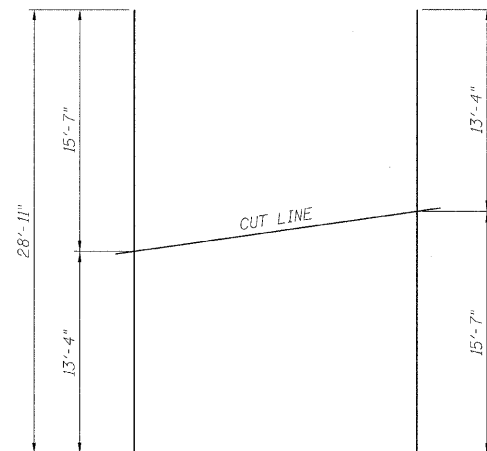
**BARS d10(E) THRU d13(E)
OR d16(E) THRU d19(E)
OR d22(E) THRU d23(E)**

BILL OF MATERIAL

Bar	No.	Size	Length	Shape
d1(E)	24	5	1'-7"	
d1(E)	15	7	4'-4"	
d2(E)	13	8	3'-2"	
d3(E)	13	5	1'-8"	
d4(E)	3	5	1'-11"	
d5(E)	130	5	3'-0"	
d6(E)	91	5	4'-9"	
d7(E)	24	5	3'-10"	
d8(E)	6	9	9'-6"	
d9(E)	6	5	7'-10"	
d10(E)	5	5	13'-0"	
d11(E)	1	5	11'-6"	
d12(E)	1	5	10'-0"	
d13(E)	1	5	8'-6"	
d14(E)	5	9	8'-5"	
d15(E)	5	5	6'-6"	
d16(E)	4	5	11'-0"	
d17(E)	1	5	10'-10"	
d18(E)	1	5	9'-4"	
d19(E)	1	5	7'-10"	
d20(E)	5	5	6'-0"	
d21(E)	5	5	4'-2"	
d22(E)	4	5	8'-7"	
d23(E)	1	5	7'-2"	
h(E)	24	6	1'-8"	
h1(E)	30	6	37'-0"	
h2(E)	24	6	30'-10"	
h3(E)	10	6	33'-4"	
h4(E)	12	5	2'-2"	
v(E)	6	5	10'-9"	
v1(E)	34	5	24'-2"	
v2(E)	2	5	13'-4"	
v3(E)	31	5	28'-11"	
v4(E)	4	5	8'-5"	
v5(E)	4	5	10'-9"	
v6(E)	6	5	8'-6"	
v7(E)	6	5	9'-1"	
v8(E)	6	5	9'-9"	
v9(E)	6	5	10'-6"	
v10(E)	6	5	11'-2"	
v11(E)	6	5	11'-10"	
v12(E)	6	5	12'-6"	
v13(E)	2	5	13'-6"	
CONCRETE STRUCTURES		CU. YD.	50.2	
REINFORCEMENT BARS, EPOXY COATED		POUND	7,780	

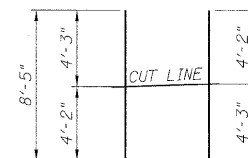
BAR BENDING DIAGRAMS

Bar	A		B		C		D	
	Ft.	In.	Ft.	In.	Ft.	In.	Ft.	In.
d1(E)	2	10	1	6	1	0 1/4	1	0 1/4
d2(E)	3	2	2	3	0	11	0	8
d3(E)	1	8	1	1	0	7	0	5
d4(E)	1	11	1	4	0	7	0	5
d5(E)	2	0	1	0				
d6(E)	3	9	1	0				
d8(E)	3	6	3	0				
d9(E)	4	10	3	0	2	1 1/2	2	1 1/2
d10(E)	2	6	3	6				
d11(E)	2	6	2	9				
d12(E)	2	6	2	0				
d13(E)	2	6	1	3				
d14(E)	2	9	2	10				
d15(E)	3	8	2	10	2	0 1/4	2	0 1/4
d16(E)	2	3	2	9				
d17(E)	2	3	2	8				
d18(E)	2	3	1	11				
d19(E)	2	3	1	2				
d20(E)	1	6	2	3				
d21(E)	2	3	1	11	1	4	1	4
d22(E)	2	3	1	6 1/2				
d23(E)	2	3	0	10				



BAR v3(E)

31 BARS-1 SET
(USE REMAINDER OF BARS
IN OPPOSITE FACE)



BAR v4(E)

4 BARS-1 SET

BAR CUTTING DIAGRAMS

DESIGNED	ASP
CHECKED	LNB
DRAWN	BEM
CHECKED	ASP

RAMPS 'D' & 'E' BARBILL & DETAILS
I-90/94 KENNEDY EXPRESSWAY
(HUBBARDS CAVE TO I-290)
SECTION (202.6-2P, ETC, 1415 & 1517)R-7
COOK COUNTY
STRUCTURE NO. 016-W986

DLZ 85 W. Algonquin Rd. Ste. 220
Arlington Heights IL 60005
DLZ Illinois, Inc.