

STATE OF ILLINOIS
DEPARTMENT OF TRANSPORTATION

ROUTE NO.	SECTION	COUNTY	TOTAL SHEETS	SHEET NO.	SHEET NO. 01 07 SHEETS
F.A.P. 90/94	*	COOK	246	199	
FED. ROAD DIST. NO. 1	DISTRICTS	FED. AID PROJECT			

*SECT. (202.6-2P, ETC, 1415 & 1517)R-7
Contract # 62408

GENERAL NOTES

1. REINFORCEMENT BARS SHALL CONFORM TO THE REQUIREMENTS OF ASTM A 706 GR 60 (IL MODIFIED). SEE SPECIAL PROVISIONS
2. REINFORCEMENT BARS DESIGNATED (E) SHALL BE EPOXY COATED.
3. EXPOSED EDGES SHALL HAVE A 3/4" CHAMFER.
4. PLAN DIMENSIONS AND DETAILS RELATIVE TO EXISTING PLANS ARE SUBJECT TO ROUTINE VARIATIONS. THE CONTRACTOR SHALL FIELD VERIFY EXISTING DIMENSIONS AND DETAILS AFFECTING NEW CONSTRUCTION AND MAKE NECESSARY APPROVED ADJUSTMENTS PRIOR TO CONSTRUCTION OR ORDERING OF MATERIALS. SUCH VARIATIONS SHALL NOT BE CAUSE FOR ADDITIONAL COMPENSATION FOR A CHANGE IN SCOPE OF WORK. HOWEVER, THE CONTRACTOR WILL BE PAID FOR THE QUANTITY ACTUALLY FURNISHED BASED UPON THE UNIT PRICE BID FOR THE WORK.
5. EXISTING REINFORCEMENT THAT IS TO BE REUSED IN THE PROPOSED, SHALL BE CLEANED AND STRAIGHTENED.
6. EMBEDDED BARS SHALL BE EPOXY GROUTED, TO THE DEPTH SPECIFIED, IN ACCORDANCE WITH SECTION 584 OF THE STANDARD SPECIFICATIONS.

DESIGN SPECIFICATIONS

AASHTO 2002 SPECIFICATIONS W/ CURRENT INTERIMS

DESIGN STRESSES

f'c = 3,500 psi (CONCRETE)
fy = 60,000 psi (REINFORCEMENT)

APPROVED
FOR STRUCTURAL ADEQUACY ONLY


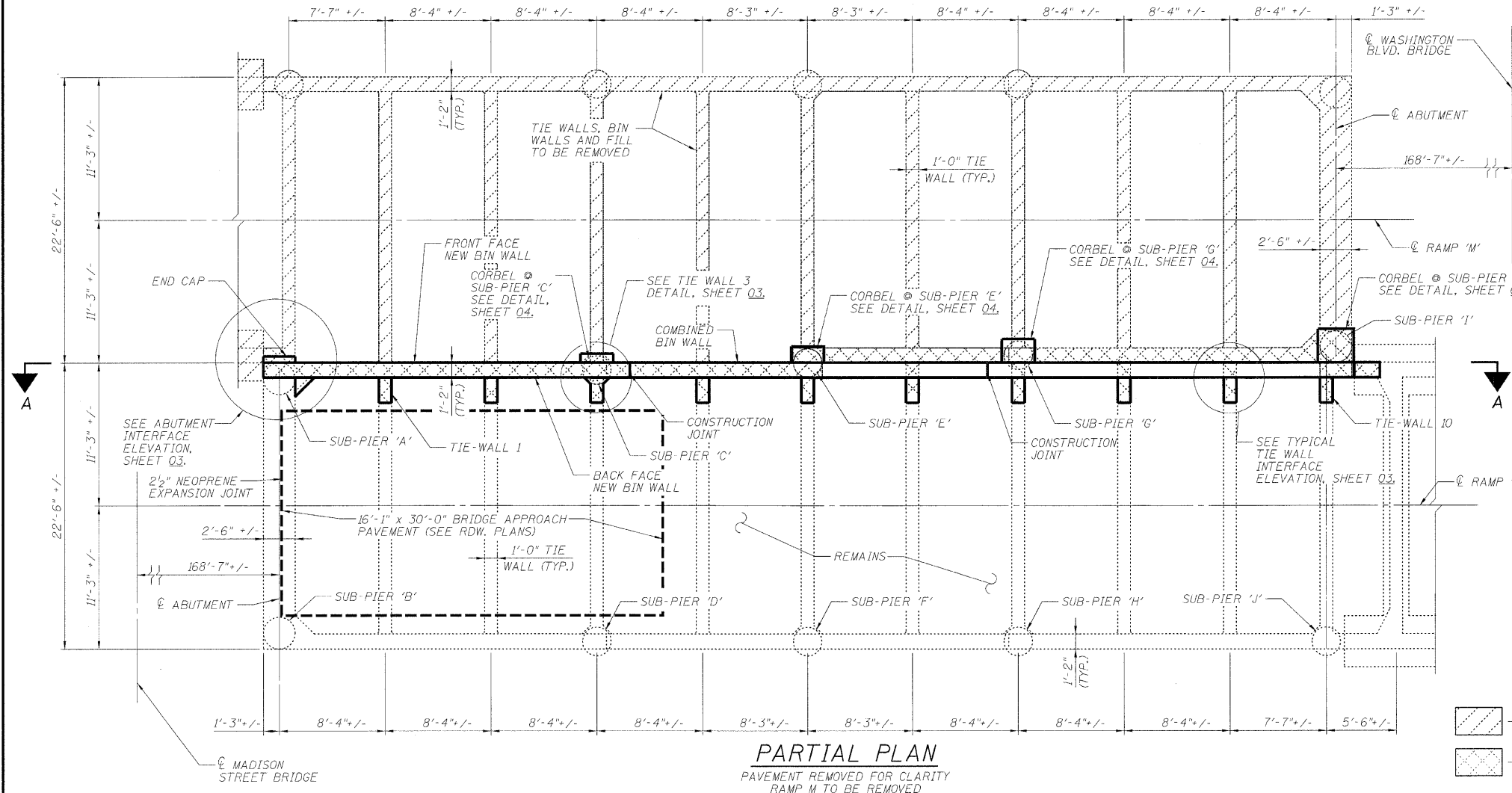
Ralph E. Anderson
ENGINEER OF BRIDGES AND STRUCTURES

BILL OF MATERIALS

ITEM	UNIT	QUANTITY
CONCRETE STRUCTURES	CU YD	611
REMOVAL OF EXISTING STRUCTURES NO.3	EACH	1
CONCRETE REMOVAL	CU YD	78
REINFORCEMENT BARS, EPOXY COATED	POUND	9,910
POROUS GRANULAR EMBANKMENT	TON	779
REMOVE, SLAVAGE, STORE AND INSTALL DECORATIVE STEEL GUARDRAIL RAMP L	LS	1
FABRICATION AND INSTALLATION OF EMBEDDED PLATES, RAMP L	LS	1
2 1/2" NEOPRENE EXPANSION JOINT	FOOT	24

DLZ ILLINOIS, LLC
ARLINGTON HEIGHTS, ILLINOIS

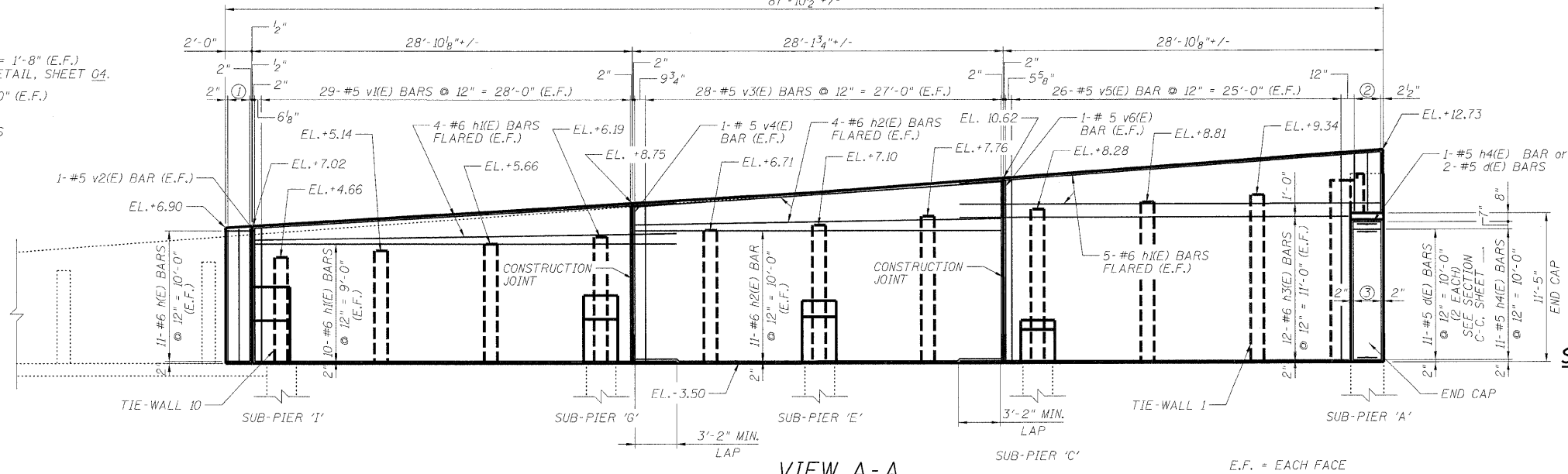
Signed: *Ralph E. Anderson*
Date: 02-25-2009
Expiration Date: 11/30/10

PARTIAL PLAN
PAVEMENT REMOVED FOR CLARITY
RAMP M TO BE REMOVED

- INDICATES AREA FOR REMOVAL OF EXISTING STRUCTURE NO. 3
- INDICATES AREA FOR CONCRETE REMOVAL

- 1-#5 v2(E) BARS @ 2 EQ. SPA. = 1'-8" (E.F.)
SEE CORBEL @ SUB-PIER '1' DETAIL, SHEET 04.
- 2-#5 v7(E) BARS @ 1'-0" = 2'-0" (E.F.)
SEE SECTION B-B, SHEET 03.
- 3-#5 v8(E) BARS @ EQ. SPACES
SEE SECTION C-C, SHEET 03.

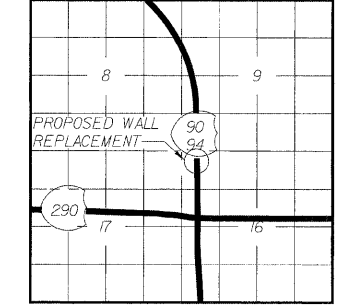


VIEW A-A

E.F. = EACH FACE

DESIGNED	ASP
CHECKED	LNB
DRAWN	BEM
CHECKED	ASP

RANGE 14 E 3RD PM



LOCATION SKETCH

RAMPS 'L' & 'M' GENERAL PLAN
I-90/94 KENNEDY EXPRESSWAY
(HUBBARDS CAVE TO I-290)
SECTION (202.6-2P, ETC, 1415 & 1517)R-7
COOK COUNTY
STRUCTURE NO. 016-W987