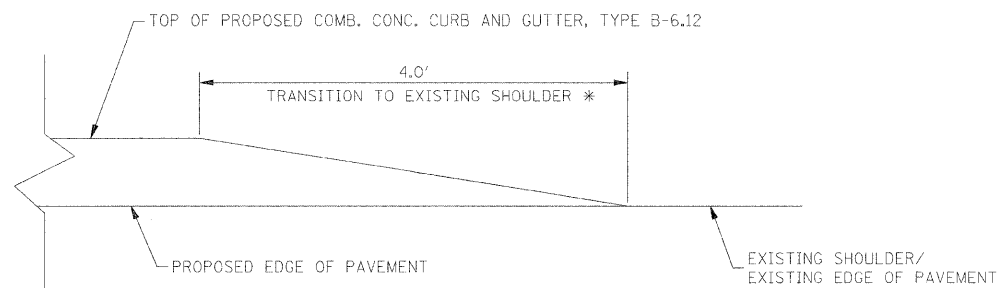


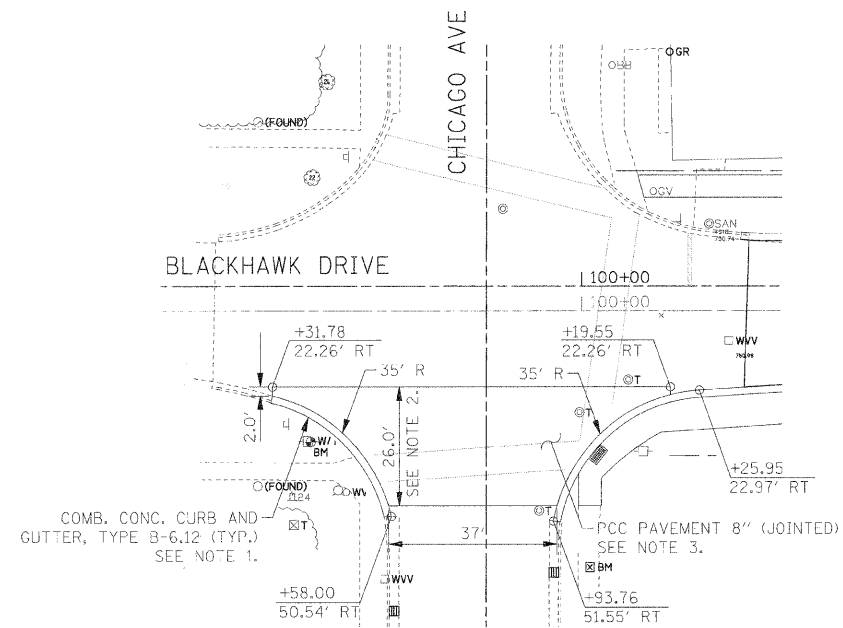
PLAN	SURVEYED	DATE
	PLOTTED	
	CHECKED	
	BY	
	NO.	

PROF. FILE	SURVEYED	DATE
	PLOTTED	
	CHECKED	
	BY	
	NO.	



\* TRANSITION TO EXISTING SHOULDER SHALL BE PAID FOR AS COMBINATION CONCRETE CURB AND GUTTER, TYPE B-6.12

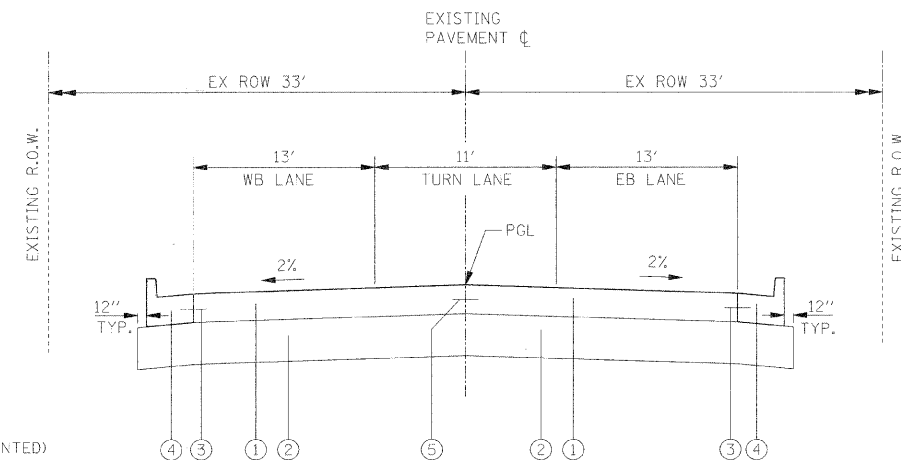
**CURB AND GUTTER TRANSITION TO EXISTING SHOULDER**



**PAVEMENT RECONSTRUCTION AT CHICAGO AVENUE**

**NOTES:**

1. TIE PAVEMENT TO CURB AND GUTTER USING NO. 6 EPOXY COATED DEFORMED TIE BAR 24" LONG AT 24" CENTERS. (INCLUDED IN THE COST OF COMBINATION CONCRETE CURB AND GUTTER).
2. EXACT LOCATION OF PROPOSED PAVEMENT DUE TO INSTALLATION OF NEW WATERMAIN TO BE DETERMINED IN THE FIELD BY THE ENGINEER. THE CONTRACTOR SHALL REPLACE THE PAVEMENT IN FULL PANEL SECTIONS. IT IS ESTIMATED THAT TWO FULL PANELS FOR THE WIDTH OF CHICAGO AVE. WILL NEED TO BE REPLACED.
3. PROPOSED PAVEMENT SECTION PAID FOR AS PORTLAND CEMENT CONCRETE PAVEMENT, 8" (JOINTED). LONGITUDINAL CONSTRUCTION JOINT NO. 8 EPOXY COATED, DEFORMED TIE BAR 24" LONG AT 24" CENTERS. (INCLUDED IN THE COST OF PCC PAVEMENT)



**LEGEND:**

- 1 PCC PAVEMENT, 8" (JOINTED)
- 2 AGGREGATE SUBGRADE, 12"
- 3 NO. 6 EPOXY COATED DEFORMED TIE BAR 24" LONG AT 24" CENTERS. (INCLUDED IN THE COST OF COMBINATION CONCRETE CURB AND GUTTER)
- 4 COMBINATION CONCRETE CURB AND GUTTER, TYPE B-6.12
- 5 LONGITUDINAL CONSTRUCTION JOINT NO. 8 EPOXY COATED, DEFORMED TIE BAR 24" LONG AT 24" CENTERS. (INCLUDED IN THE COST OF PCC PAVEMENT)

**CHICAGO AVENUE PROPOSED TYPICAL SECTION**

FILE NAME =	USER NAME = #USER#	DESIGNED - JAB	REVISED -
#F1_L1L#		DRAWN - JAB	REVISED -
	PLOT SCALE = #SCALE#	CHECKED - JMT	REVISED -
	PLOT DATE = #DATE#	DATE - 01/02/09	REVISED -

**STATE OF ILLINOIS  
DEPARTMENT OF TRANSPORTATION**

**MISCELLANEOUS ROADWAY DETAILS**

SCALE: NONE SHEET NO. 2 OF 2 SHEETS STA. TO STA.

F.A.J. RTE.	SECTION	COUNTY	TOTAL SHEETS	SHEET NO.
3003	00-00084-00-PV	DUPAGE	112	34
BLACKHAWK DR RECONSTRUCTION			CONTRACT NO. 63121	
FED. ROAD DIST. NO. 1 ILLINOIS FED. AID PROJECT				