





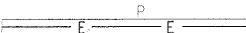


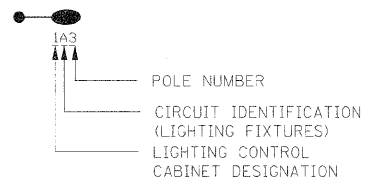
GENERAL LIGHTING NOTES

- IT SHALL BE THE CONTRACTOR'S RESPONSIBILITY TO MARK THE PROPOSED LOCATIONS OF ALL LIGHT POLE FOUNDATIONS, CENTER LINE OF TRENCH AND CONDUIT PUSHES FOR EXAMINATION AND CONFIRMATION WITH THE VILLAGE AND ENGINEER. THE EXACT LOCATIONS OF ALL ITEMS SHALL BE CONFIRMED WITH THE ENGINEER PRIOR TO STARTING WORK.
- THE CONTRACTOR SHALL MAKE SPECIAL NOTE OF THE REQUIREMENTS FOR GROUNDING. GROUNDING CONNECTIONS AT THE FOUNDATION SHALL BE EXOTHERMICALLY WELDED, AS SPECIFIED, AND SHALL BE INSPECTED AND APPROVED BY THE RESIDENT ENGINEER PRIOR TO POURING CONCRETE OR BACKFILLING, AS APPLICABLE.
- THE CONTRACTOR SHALL MAKE SPECIAL NOTE OF THE SPECIFIED REQUIREMENTS FOR BURIED WARNING TAPE, SPECIFIED AS PART OF "TRENCH AND BACKFILL FOR ROADWAY LIGHTING". THE INSTALLATION OF THE TAPE SHALL BE INSPECTED BY THE ENGINEER PRIOR TO BACKFILLING OPERATIONS.
- THE CONTRACTOR SHALL BE RESPONSIBLE FOR THE ESTABLISHMENT OF FINISHED GRADE. THE ENGINEER MAY ASSIST THE CONTRACTOR, AS APPLICABLE, BUT THE RESPONSIBILITY FOR COORDINATING THE FINISHED GRADE ELEVATION WITH THE TOP OF THE FOUNDATION HEIGHTS AND THE LIKE SHALL REMAIN WITH THE CONTRACTOR.
- NO LIGHT POLES SHALL BE ERECTED UNTIL THE RESPECTIVE FOUNDATIONS HAVE CURED, A MINIMUM OF SEVEN DAYS OR AS APPROVED BY THE ENGINEER.
- TO MAINTAIN STRUCTURAL INTEGRITY OF THE LIGHT POLES WITH MAST ARMS, THEY SHALL NOT BE ERECTED AND LEFT TO STAND WITHOUT LUMINAIRES. NOTE THAT POLES SHALL NOT BE PAID FOR UNTIL THE LUMINAIRES ARE INSTALLED.
- NO EQUIPMENT OR MATERIAL SHALL BE DELIVERED TO THE JOB SITE PRIOR TO THE APPROVAL AND INSPECTION BY THE ENGINEER. ANY EQUIPMENT OR MATERIAL DELIVERED TO THE JOB SITE PRIOR TO APPROVAL AND INSPECTION SHALL BE REMOVED FROM THE JOB SITE AT THE CONTRACTOR'S EXPENSE.
- RIGID CONDUIT SLEEVES PUSHED AND IN TRENCH SHALL EXTEND FIVE (5) FEET BEYOND THE SHOULDER, CURB OR DRIVEWAY, AS APPLICABLE.
- THE CONTRACTOR SHALL PROVIDE 5/8" X 10' COPPER CLAD GROUND ROD AT EACH LIGHT POLE (REFER TO THE FOUNDATION DETAIL). THE GROUND ROD SHALL NOT BE EMBEDDED IN THE FOUNDATION.
- ALL CONDUIT SHALL BE INSTALLED MIN. 30 INCHES BELOW FINISHED GRADE (UNLESS DIRECTED OTHERWISE) COMPLETE WITH WARNING TAPE. CONTRACTOR SHALL HAND DIG TEST HOLES FOR EVERY 1000 FT. OF TRENCHING FOR ENGINEER'S APPROVAL OF THE INSTALLATION.
- MATERIALS AND INSTALLATION METHODS SHALL COMPLY WITH CODES AND ORDINANCES OF FEDERAL, STATE AND LOCAL GOVERNING BODIES HAVING JURISDICTION. NATIONAL ELECTRICAL CODE (LATEST REVISION) SHALL BE CONSIDERED AS A MINIMUM REQUIREMENT.
- IT IS CONTRACTOR'S RESPONSIBILITY TO COORDINATE THE LOCATION OF EXISTING AND PROPOSED UNDERGROUND UTILITIES PRIOR TO THE START OF CONSTRUCTION. CONTACT J.U.L.I.E. PRIOR TO THE START OF ANY EXCAVATION WORK.
- BEFORE INSTALLING STANDARDS NEAR OVERHEAD FACILITIES CALL COMED FOR APPROVAL OF LOCATION.
- FOR LOCATION OF EXISTING UNDERGROUND MUNICIPAL UTILITIES CALL THE VILLAGE OF WESTMONT.
- MATERIAL QUANTITIES ARE APPROXIMATIONS ONLY. IT IS CONTRACTOR'S RESPONSIBILITY TO FIELD VERIFY ALL QUANTITIES PRIOR TO ORDERING MATERIAL.
- THE CONTRACTOR SHALL COORDINATE THE CONSTRUCTION AND STAGING WITH OTHER WORK BEING DONE IN THE SAME GENERAL AREA BY OTHERS. CONTRACTOR SHALL SET UP COORDINATION MEETINGS IF REQUIRED.
- A STAGING SCHEDULE FOR MATERIAL INSTALLATION, REMOVAL AND APPROXIMATE DATE OF PROPOSED ENERGIZING OF PERMANENT LIGHTING SHALL BE SUBMITTED PRIOR TO THE COMMENCEMENT OF WORK TO ASSURE COORDINATION WITH CONTRACT WORK SCHEDULE.
- COMED COMPANY SHALL BE CONTACTED WITHIN ONE WEEK OF AWARD OF CONTRACT AND NOTIFIED OF PENDING SERVICE CONNECTIONS AND INSTALLATIONS TO ENSURE CONTINUITY OF NIGHT TIME HOURS OF LIGHTING OPERATION.
- A NEW LIGHTING CONTROL CABINET AND FOUNDATION SHALL BE PROVIDED FOR NEW WORK AS DETAILED IN THESE PLANS.
- PROPOSED NEW CONDUITS SHALL BE RIGID GALVANIZED STEEL (RGS), UNLESS NOTED OTHERWISE.
- EACH WIRE SHALL BE IDENTIFIED AT EACH POLE BY APPROPRIATE CONTROLLER AND CIRCUIT NUMBER.
- CONTRACTOR SHALL SUBMIT "RECORD DRAWINGS" A MINIMUM OF 7 DAYS PRIOR TO THE FINAL INSPECTION. "RECORD DRAWINGS" SHALL BE UPDATED REGULARLY DURING CONSTRUCTION AND INDICATE ALL LIGHTING MATERIAL INSTALLATION WITH ANY CHANGES IN RED.

- ALL AREAS DISTURBED UNDER THIS CONTRACT SHALL BE RESTORED TO ORIGINAL CONDITION OR BETTER, TO THE SATISFACTION OF THE VILLAGE AND ENGINEER.
- CONTRACTOR SHALL NOT PROCEED WITH CUTTING OF TREES OR CLEARING OF RIGHT- OF-WAY WITHOUT WRITTEN NOTIFICATION AND APPROVED BY ENGINEER. CONTRACTOR SHALL ROUTE CONDUIT OR CABLES AROUND THE TREES IF NECESSARY.
- CONTRACTOR SHALL VERIFY FOUNDATION BOLT PATTERN PRIOR TO CONSTRUCTING FOUNDATIONS.
- QUANTITY OF PUSHED CONDUIT AND CONDUIT IN TRENCH ARE APPROXIMATE ONLY. CONTRACTOR SHALL FIELD VERIFY THE QUANTITIES PRIOR TO ORDERING THE MATERIAL AND INSTAL CONDUITS IN FULL COMPLIANCE WITH THE DETAILS AND SPECIFICATIONS SET REQUIREMENTS.
- THE CONTRACTOR SHALL PROVIDE NEW LIGHT FIXTURES PER SCHEDULE. FIXTURE NEAREST TO NEW LIGHTING CONTROLLER SHALL BE FURNISHED WITH PHOTOCCELL AND ASSOCIATED WIRING. PHOTOCCELL AND SOCKET SHALL BE INSTALLED ON THE TOP OF THE POLE, NOT IN THE FIXTURE.
- THE CONTROLLER AND CIRCUIT DESIGNATIONS AS SHOWN ON THE DRAWINGS ARE FOR REFERENCE ONLY. EXACT DESIGNATIONS FOR DECALS SHALL BE AS DIRECTED BY THE OWNER.
- THE POLE DESIGNATION AS SHOWN ON THE DRAWINGS ARE FOR REFERENCE ONLY. EXACT DESIGNATION OF ALL POLES SHALL BE APPROVED BY THE ENGINEER PRIOR TO THE INSTALLATION OF IDENTIFICATION LABELS.
- NEW POLES AND RELOCATED POLES SHALL BE AS DIRECTED BY THE OWNER.
- IT SHALL BE THE RESPONSIBILITY OF THE CONTRACTOR TO LOCATE, FLAG AND PROTECT ALL EXISTING UNDERGROUND UTILITIES PRIOR TO AND DURING CONSTRUCTION. ANY DAMAGE TO EXISTING UTILITIES DURING CONSTRUCTION SHALL BE REPORTED TO THE ENGINEER AND REPAIRED IMMEDIATELY AT NO EXTRA COST TO THE VILLAGE. THIS REPAIR WORK AND ANY RESTORATION SHALL NOT BE PAID FOR SEPARATELY.
- CIRCUIT NUMBERING AND DESIGNATIONS SHOWN ON THE DEMOLITION PLANS ARE FROM EXISTING DRAWINGS. CONTRACTOR SHALL VERIFY CIRCUIT NUMBERING, CABLE ROUTING AND POWER SOURCES DURING CONSTRUCTION.
- ALL REMOVED LIGHT POLES, FIXTURES, AND PHOTOCELLS SHALL BE DISPOSED OF LEGALLY. CONTRACTOR SHALL MAINTAIN THE EXISTING LIGHTING SYSTEM IN OPERATION DURING INSTALLATION OF PROPOSED LIGHTING SYSTEM.
- UNLESS OTHERWISE INDICATED, ALL ITEMS AND WORK SHOWN ON THESE PLANS ARE PROPOSED NEW ITEMS OF WORK.
- CONTRACTOR'S STAGING AREA SHALL BE AS DIRECTED BY THE OWNER IN THE PRE-CONSTRUCTION MEETING.
- EXISTING POLES AND FIXTURES TO REMAIN, UNLESS NOTED OTHERWISE. REROUTE AND EXTEND CONDUIT AND WIRING AS REQUIRED FOR EXISTING REMAINING LIGHT POLES.
- CONTRACTOR SHALL OBTAIN EXISTING LIGHTING PLANS FROM THE VILLAGE OF WESTMONT PRIOR TO STARTING CONSTRUCTION.
- CONTRACTOR SHALL PROVIDE NEW LIGHT POLES IN PROJECT LIMITS. PROPOSED POLES SHALL BE MANUFACTURED BY HAPCO, 35 FEET MOUNTING HEIGHT, ALUMINUM, CATALOG NUMBER RTA35D8B4M18-**- TYPE 21-867, AND WITH 8 FOOT MAST ARM.
- EXISTING POLES TO BE REMOVED SHALL STAY IN SERVICE UNTIL NEW PROPOSED LIGHTING IS INSTALLED AND IN SERVICE.
- SEE IDOT STANDARD DETAIL 814001-02 FOR HANDHOLE DETAIL.

LEGEND

-  NEW PAD MOUNTED LIGHTING CONTROLLER
-  EXISTING LIGHT POLE AND FIXTURE.
-  PROPOSED VILLAGE OF WESTMONT 35 FT. HIGH ALUMINUM LIGHT POLE WITH 8 FT. MAST ARM AND 250W HPS LIGHT FIXTURE PER VILLAGE OF WESTMONT STANDARDS.
-  GROUND ROD OR CONNECTION TO GROUNDING ELECTRODE
-  EXISTING LIGHTING CABLE
-  PROPOSED UNIT DUCT (DUCT SIZE AND CABLE SIZE AND QUANTITY AS NOTED)
-  PROPOSED UNIT DUCT IN PUSHED GALVANIZED STEEL CONDUIT SLEEVE



ABBREVIATIONS

- AWG AMERICAN WIRE GAUGE
- C CONDUIT
- CCT CIRCUIT
- DIA DIAMETER
- E ELECTRICAL
- EX EXISTING
- GND GROUND
- KW KILOWATT
- REL RELOCATED
- REM REMOVED
- RGS RIGID GALVANIZED STEEL
- P PROPOSED
- PVC POLY VINYL CHLORIDE (SCHEDULE 80 CONDUIT)
- STA STATION

PLAN	SURVEYED	DATE
NOTE BOOK	PLOTTED	
NO.	BY	
	CHECKED	
	DATE	
	BY	
	CHECKED	
	DATE	
	BY	
	CHECKED	
	DATE	

PROFILE	SURVEYED	DATE
NOTE BOOK	PLOTTED	
NO.	BY	
	CHECKED	
	DATE	
	BY	
	CHECKED	
	DATE	
	BY	
	CHECKED	
	DATE	

SP	IDOT CODED PAY ITEM NUMBER	DESCRIPTION	UNIT OF MEASURE	TOTAL QUANTITY
	80400100	ELECTRIC SERVICE INSTALLATION	EACH	1
*	80400200	ELECTRIC UTILITY SERVICE CONNECTION	L SUM	1
	81018700	CONDUIT PUSHED, 3" DIA., GALVANIZED STEEL	FOOT	857
	81018500	CONDUIT PUSHED, 2" DIA., GALVANIZED STEEL	FOOT	450
	81400100	HANDHOLE	EACH	2
	81702190	ELECTRIC CABLE IN CONDUIT, 600V (XLP-TYPE USE) 1/C NO. 4/0	FOOT	1350
	81702130	ELECTRIC CABLE IN CONDUIT, 600V (XLP-TYPE USE) 1/C NO. 6	FOOT	10340
	81900200	TRENCH AND BACKFILL FOR ELECTRICAL WORK	FOOT	1728
	82102250	LUMINAIRE, SODIUM VAPOR, HORIZONTAL MOUNT, 250 WATT	EACH	16
	83007300	LIGHT POLE, ALUMINUM, 35 FT. M.H., 8 FT. MAST ARM	EACH	16
	84200500	REMOVAL OF EXISTING LIGHTING UNIT, SALVAGE	EACH	3
	84200700	LIGHTING FOUNDATION REMOVAL	EACH	3
*	X0323574	MAINTENANCE OF LIGHTING SYSTEM	CAL MO	5
*	X0323682	BARE COPPER WIRE, NO. 2/0	FOOT	12
*	X0324637	BASE COVER, LIGHT POLE	EACH	16
*	X8250400	LIGHTING CONTROLLER, PEDESTAL MOUNT	EACH	1
*	X8380090	BREAKAWAY DEVICE, COUPLING	EACH	64
*	XX006937	GROUND ROD, 5/8" DIA. X 10 FT.	EACH	17
*		UNIT DUCT, WITH-OUT CABLE, IN TRENCH 1 1/2" DIA.,	FOOT	2585
*		METAL HELIX FOUNDATION, 7***	EACH	16
*		ELECTRIC CABLE IN CONDUIT, GROUNDING, NO. 10, 1C	FOOT	2585