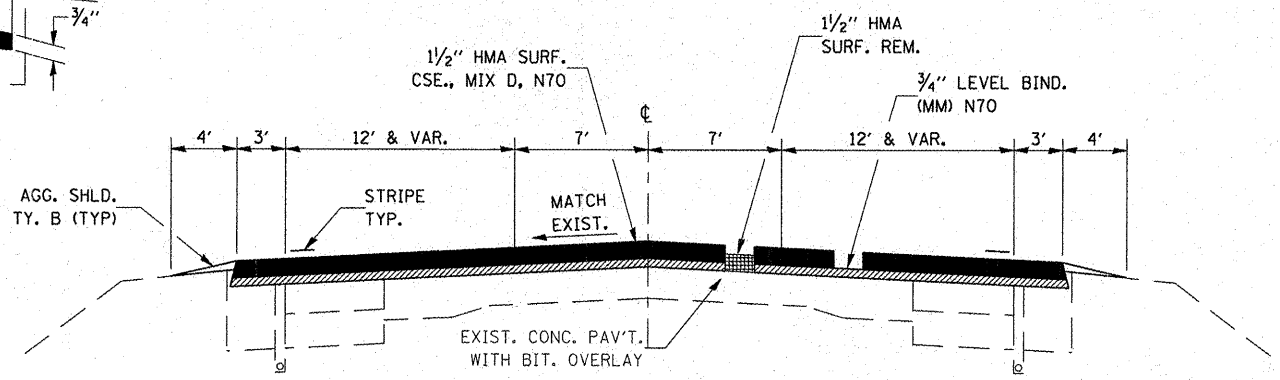


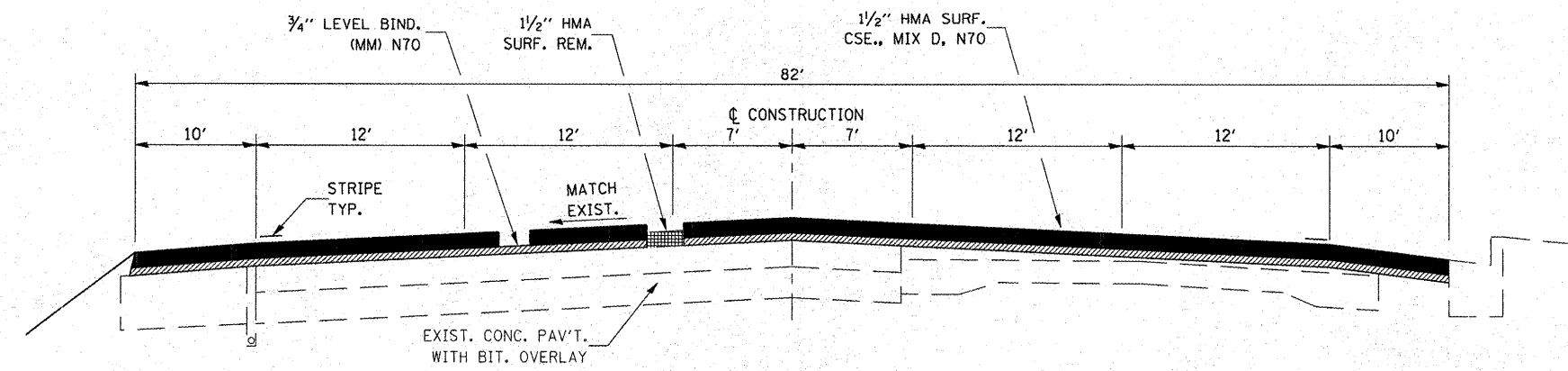
**TYPICAL SECTION**  
STA. 122+52 TO STA. 130+79



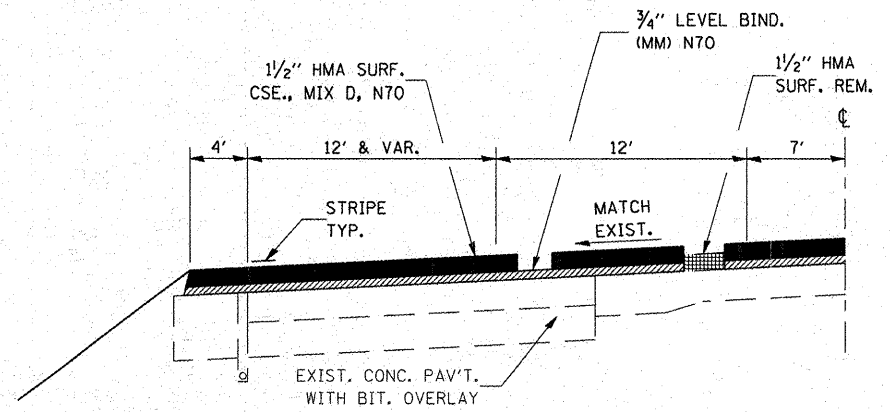
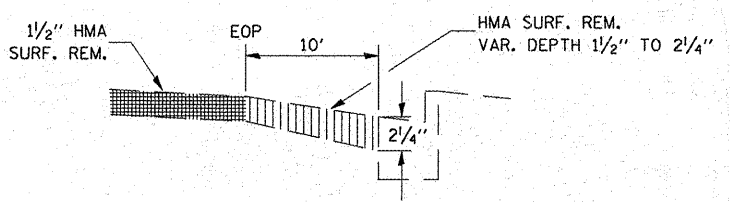
**TYPICAL SECTION**  
STA. 101+11 TO STA. 103+91, 5' - 12'  
STA. 103+91 TO STA. 118+75, 12'

	HMA LEVEL BINDER	HMA SURFACE
PG Grade	PG64-22	PG64-22
Max % RAP Allowable**	2	10
Design Air Voids	4% @ N70	4% @ N70
Mixture Composition	IL 9.5	IL 12.5 or IL 9.5
Friction Aggregate		Mixture D
Density Control Method	Satisfaction of Engineer	Correlation

\*\* If RAP option is selected, the asphalt cement grade may need to be adjusted. This will be determined by the Engineer



**TYPICAL SECTION**  
STA. 118+75 TO STA. 122+52



**TYPICAL SECTION**  
RIGHT TURN LANE  
STA. 108+50 TO STA. 109+27.84, 12'  
STA. 109+27.84 TO STA. 111+38, 12' - 0'