DETAIL OF IMPACT ATTENUATORS (NON-REDIRECTIVE) TEST LEVEL 3

70' (21 m) MEDIAN

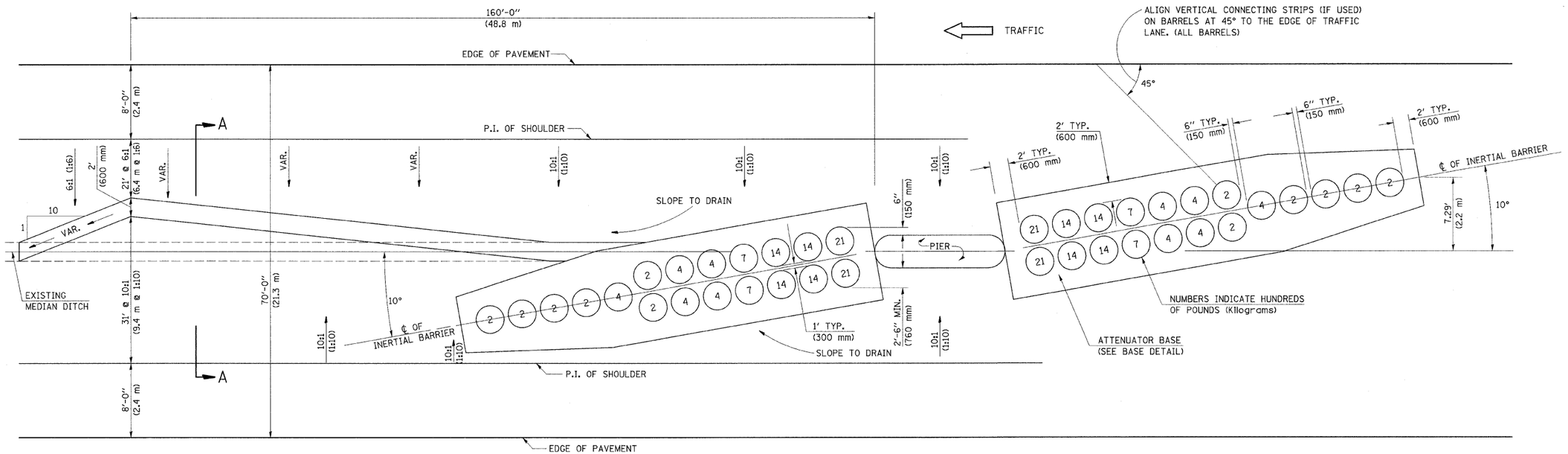

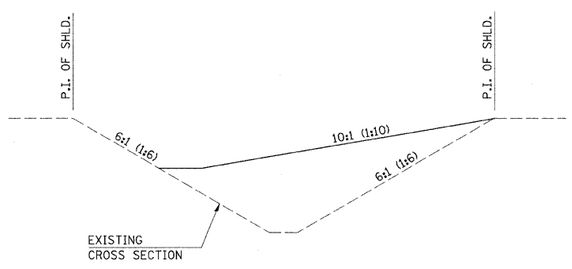

SECTION A-A
GRADING AND SHAPING DETAIL

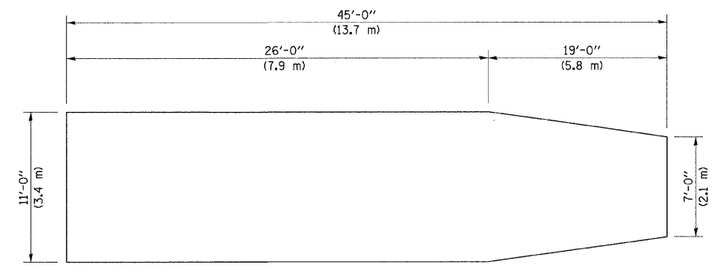

BASE DETAIL

GENERAL NOTES

1. ALL 10:1 (1:10) SLOPES SHOWN ON THIS DETAIL SHALL BE CONSTRUCTED 10:1 (1:10) OR FLATTER.
2. THE SLOPES AS SHOWN ON THIS DETAIL SHALL APPLY TO BOTH ENDS OF THE BRIDGE PIERS.
3. THE LENGTH X WIDTH OF MODULE LAYOUT IS 41.0' x 7.0': 19 MODULES - 14,400 LBS.
   (12.5 m x 2.1 m : 19 MODULES - 6532 kg).
4. IN AREAS OF 10:1 (1:10) SLOPES PRECEDING THE ATTENUATOR IN THE MEDIAN INSTALLATION, FOUR OR MORE WOOD POSTS SHALL BE PLACED AT 5' (1.5 m) INTERVALS IN THE MEDIAN ℄. SEE SPECIAL PROVISIONS AND SCHEDULES.

FILE NAME = c:\pw_work\pwidot\swartzrw\dms50728\sht0etails.dgn	USER NAME = swartzrw	DESIGNED -	REVISED -	STATE OF ILLINOIS DEPARTMENT OF TRANSPORTATION	IMPACT ATTENUATOR DETAIL (70')	F.A.I RTE.	SECTION	COUNTY	TOTAL SHEETS	SHEET NO.
		DRAWN -	REVISED -			70	D-7 SAFETY 2009-1	FAYETTE	100	100
	PLOT SCALE = 20.0000 ' / IN.	CHECKED -	REVISED -					CONTRACT NO. 74313		
	PLOT DATE = 1/20/2009	DATE -	REVISED -		SCALE: NA / SHEET NO. 2 OF 2 SHEETS / STA. TO STA.	FED. ROAD DIST. NO.	ILLINOIS	FED. AID PROJECT		